

L A M P I R A N



Lampiran 1

HEADER DATA FOR: C:\UNISSULA LABEL: DISTRIBUSI
NUMBER OF CASES: 5 NUMBER OF VARIABLES: 2

	Y	X
1	1120000000	48500000
2	1210000000	52400000
3	1380000000	66300000
4	1565000000	69500000
5	1621000000	89700000



Lampiran 2

REGRESSION ANALYSIS

HEADER DATA FOR: C:\UNISULA LABEL: DISTRIBUSI
 NUMBER OF CASES: 5 NUMBER OF VARIABLES: 2

INDEX	NAME	MEAN	STD.DEV.
1	X	6527800000.000	16299141.0817
DEP. VAR.:	Y	1379200000.0000	217275722018236

DEPENDENT VARIABLE: Y

VAR.	REGRESSION COEFFICIENT	STD. ERROR	T(DF= 3)	PROB.
X	12.4390	37.1134	3.3399	.02054
CONSTANT	567179528.8750			

STD. ERROR OF EST. = 90147288.6437

r SQUARED = .8709
 F = 11.8571

ANALYSIS OF VARIANCE TABLE

SOURCE	SUM OF SQUARES	D.F.	MEAN SQUARE	F RATIO	PROB.
REGRESSION	1.6447E+17	1	1.6447E+17	10.255	.0205
RESIDUAL	2.4379E+16	3	8.126E+15		
TOTAL	1.8880E+17	4			

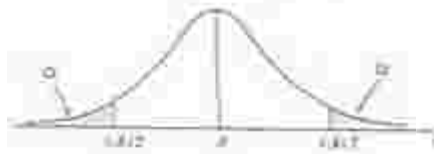
ONE-WAY OR CLUSTERED RESIDUAL

1	1.1200E+07	1.1705E+09
2	1.2100E+09	1.1919E+09
3	1.2100E+09	1.3711E+09
4	1.565E+07	1.4312E+09
5	1.4710E+09	1.4830E+09

REGRESSION TEST = 2.4997



TABEL VI. Table persentase distribusi t



$\mu \pm 1.96 \sigma$


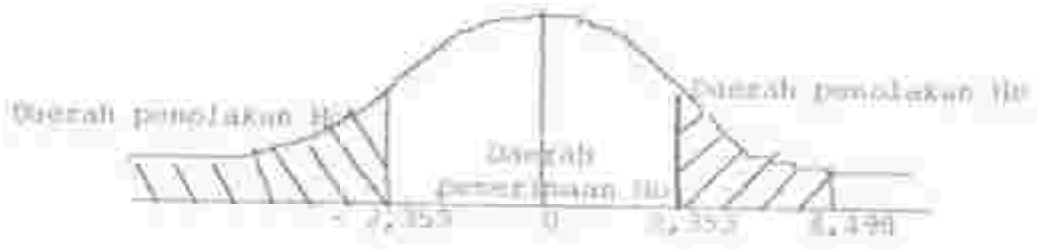
$P(Z > 1.96) = 0.025$

$P(Z < -1.96) = 0.025$

d.f.	α	.25	.20	.15	.10	.05	.025	.01	.005	.0025
1	1.000	1.578	1.645	1.708	1.834	2.306	2.878	3.078	3.183	3.291
2	.800	1.061	1.119	1.171	1.287	1.601	1.963	2.157	2.239	2.306
3	.700	.978	1.038	1.090	1.203	1.507	1.848	2.017	2.093	2.154
4	.600	.917	0.977	1.029	1.140	1.407	1.754	1.901	1.973	2.030
5	.500	.879	.938	0.990	1.100	1.301	1.652	1.786	1.854	1.908
6	.450	.850	.909	.961	1.070	1.250	1.589	1.719	1.784	1.837
7	.400	.829	.888	.940	1.049	1.200	1.533	1.660	1.723	1.775
8	.350	.815	.874	.926	1.035	1.183	1.483	1.607	1.668	1.720
9	.300	.805	.864	.916	1.021	1.169	1.441	1.562	1.622	1.673
10	.250	.798	.857	.909	1.007	1.156	1.403	1.521	1.580	1.631
11	.200	.793	.852	.904	0.993	1.143	1.369	1.485	1.544	1.595
12	.150	.789	.848	.900	0.980	1.131	1.337	1.451	1.510	1.561
13	.100	.786	.845	.897	0.968	1.120	1.308	1.420	1.478	1.529
14	.050	.784	.843	.895	0.957	1.110	1.282	1.388	1.446	1.497
15	.025	.782	.841	.893	0.946	1.101	1.259	1.364	1.422	1.473
16	.010	.781	.840	.892	0.936	1.092	1.238	1.342	1.400	1.451
17	.005	.780	.839	.891	0.926	1.084	1.218	1.321	1.379	1.430
18	.0025	.779	.838	.890	0.916	1.076	1.198	1.300	1.358	1.409
19	.001	.778	.837	.889	0.907	1.068	1.179	1.281	1.339	1.390
20	.0005	.777	.836	.888	0.898	1.061	1.161	1.262	1.320	1.371
21	.00025	.777	.836	.888	0.890	1.054	1.144	1.245	1.303	1.354
22	.0001	.776	.835	.887	0.882	1.047	1.127	1.228	1.286	1.337
23	.00005	.776	.835	.887	0.875	1.041	1.111	1.212	1.270	1.321
24	.000025	.775	.834	.886	0.868	1.035	1.096	1.197	1.255	1.306
25	.00001	.775	.834	.886	0.861	1.029	1.081	1.182	1.240	1.291
26	.000005	.774	.833	.885	0.855	1.023	1.066	1.167	1.225	1.276
27	.0000025	.774	.833	.885	0.849	1.018	1.052	1.153	1.211	1.262
28	.000001	.773	.832	.884	0.843	1.013	1.038	1.139	1.197	1.248
29	.0000005	.773	.832	.884	0.837	1.008	1.024	1.125	1.183	1.234
30	.00000025	.773	.831	.883	0.831	1.003	1.010	1.111	1.169	1.220
40	.00000001	.771	.830	.882	0.820	0.994	1.000	1.100	1.158	1.209
60	.000000001	.770	.829	.881	0.810	0.985	0.990	1.090	1.148	1.199
80	.0000000001	.769	.828	.880	0.800	0.977	0.982	1.080	1.138	1.189
100	.00000000001	.769	.828	.880	0.790	0.970	0.975	1.070	1.128	1.179

Spindant isher and Yates: Stat u tables, for Biolog: calgramet and pr. 1941
 Reph urc Tolcllullia Pencl slis Oll ve r' 1948 yd, Led, E clug, Englon.

Gambar Signifikansi Uji t - hitung





PT. TRI SINAR PURNAMA FOUNDRY

Desa Kedung Panji - Semarang
(Jurusan Jalan Raya ke Bojaja)

05/TSP/IV/99

Semarang, 01 November 1999

Surat keterangan

SURAT KETERANGAN

Yang bertanda tangan di bawah ini :

Nama : Hidayat Purnama
Jabatan : Pimpinan perusahaan
Alamat : Ds. Kedung Panji Semarang

Menerangkan bahwa :

Nama : Eko Setyawan
No. Mahasiswa : 04.94.4742
Jabatan : Mahasiswa FE Unissula Semarang

Telah mengadakan penelitian observasi /wawancara pada perusahaan kami, yakni sejak tanggal 27-09 s/d. 319 10-99 guna penyusunan skripsi dengan judul:

"Analisis Pengaruh Biaya Distribusi Terhadap...
Laba Pada PT. Tri Sinar Purnama Semarang".....

Pimpinan

PT. TRI SINAR PURNAMA FOUNDRY

(Hidayat Purnama)