

LAMPIRAN



Lampiran 1 Tabulasi Data dan Uji Instrumen

Tabulasi Data

<i>Spiritual Soft Skill Training (X1)</i>					
X1.1	X1.2	X1.3	X1.4	X1.5	X1. Total
5	5	5	4	5	24
5	4	4	5	4	22
4	4	5	5	5	23
4	4	5	4	5	22
5	5	5	5	5	25
5	4	4	4	5	22
4	4	3	4	5	20
5	5	5	5	5	25
4	3	4	4	4	19
5	4	4	4	4	21
5	5	5	5	5	25
3	4	4	4	4	19
4	5	4	5	4	22
3	4	4	4	4	19
5	5	5	5	5	25
4	4	4	5	5	22
5	5	5	4	5	24
5	5	5	4	5	24
5	5	5	5	5	25
4	4	4	5	5	22
4	4	5	4	4	21
4	4	5	5	3	21
5	5	5	4	4	23
5	5	5	5	5	25
5	4	5	5	4	23
5	4	4	4	5	22
4	2	4	5	3	18
5	5	5	5	5	25
5	4	3	4	5	21
5	5	5	5	4	24
5	5	5	5	4	24
5	5	5	5	4	24
5	4	4	4	4	21

3	4	3	3	4	17
5	3	4	5	5	22
5	5	4	5	5	24
5	5	4	4	4	22
5	4	5	4	4	22
5	5	5	5	5	25
4	3	4	4	4	19
4	4	5	5	4	22
5	4	4	4	3	20
5	4	4	5	5	23
5	5	5	5	5	25
5	5	5	5	5	25
4	5	4	4	5	22
4	5	5	4	5	23
4	5	5	4	5	23
4	4	5	4	5	22
5	4	4	4	4	21
5	4	5	4	4	22
4	5	3	5	4	21
4	4	3	4	4	19
4	4	4	3	4	19
4	5	4	5	4	22
4	4	4	4	5	21
4	4	4	5	5	22
4	4	4	4	5	21
5	4	5	5	5	24
5	5	5	5	5	25
5	4	4	4	5	22
5	4	5	5	4	23
4	3	4	4	4	19
3	3	4	4	2	16
5	5	5	5	5	25
4	5	4	5	5	23
4	5	5	5	5	24
5	5	5	5	5	25
4	5	4	5	4	22
4	5	4	4	3	20
4	5	4	4	3	20

2	4	2	5	5	18
4	3	3	4	3	17
4	5	4	5	4	22
4	3	3	5	3	18
4	3	4	5	5	21
5	5	5	5	5	25
5	5	5	5	5	25

<i>Cooperative Learning Skill (Y1)</i>							
Y1.1	Y1.2	Y1.3	Y1.4	Y1.5	Y1.6	Y1.7	Y1. Total
5	5	5	5	5	5	5	35
4	5	5	5	5	5	3	32
5	5	5	4	5	4	5	33
5	4	4	4	5	4	5	31
5	5	5	5	5	5	5	35
5	5	4	4	5	5	5	33
4	4	4	5	5	4	5	31
5	5	5	5	5	5	5	35
5	4	5	4	3	3	3	27
4	4	5	5	5	4	5	32
5	5	5	5	5	5	5	35
5	5	5	4	5	4	4	32
4	5	4	5	4	4	4	30
5	5	5	4	5	4	4	32
5	5	5	5	5	5	5	35
5	5	4	4	5	4	4	31
5	5	5	5	5	5	5	35
5	5	5	5	5	5	5	35
5	4	4	4	5	4	3	29
5	4	4	4	4	4	5	30
4	4	4	4	4	4	3	27
5	5	5	5	5	5	5	35
5	5	5	5	5	5	5	35
5	5	5	4	5	4	4	32

4	5	5	4	5	4	4	31
4	4	4	4	4	3	3	26
5	5	5	5	5	5	5	35
4	4	4	4	4	3	4	27
4	5	4	5	5	4	5	32
4	5	4	5	5	4	5	32
5	5	4	5	5	4	4	32
4	5	4	4	4	4	4	29
4	5	4	5	3	5	4	30
4	3	3	2	3	3	3	21
4	5	4	5	4	5	5	32
4	5	4	4	4	5	4	30
4	5	4	4	4	5	4	30
5	5	5	5	5	5	5	35
5	5	4	4	5	4	5	32
5	4	5	5	4	4	5	32
4	5	4	4	4	4	4	29
4	4	5	5	4	5	5	32
4	4	4	5	5	5	4	31
5	5	5	5	5	5	5	35
4	4	4	3	5	3	4	27
4	4	4	4	5	5	4	30
4	4	4	4	5	5	4	30
4	5	5	4	5	3	3	29
5	5	4	4	4	4	4	30
4	5	4	4	3	4	3	27
4	4	4	4	4	4	4	28
4	4	4	4	3	4	4	27
4	4	4	4	5	4	4	29
4	5	5	4	4	3	5	30
5	5	5	4	4	3	4	30
5	5	5	5	4	5	5	34
4	4	4	5	4	4	4	29
4	5	5	5	4	5	4	32
5	5	4	5	4	5	4	32
5	5	5	4	4	4	5	32

4	4	4	5	4	5	5	31
5	4	3	4	3	4	5	28
5	5	4	4	4	5	5	32
5	5	5	5	5	5	5	35
4	5	4	4	3	4	4	28
4	5	4	5	5	5	5	33
5	4	4	5	4	5	5	32
4	4	5	4	4	4	4	29
4	4	3	4	5	4	3	27
4	4	3	4	5	4	3	27
5	5	4	4	3	3	4	28
4	4	3	4	4	3	4	26
5	4	5	5	3	4	3	29
4	4	3	4	4	3	4	26
5	4	5	4	5	5	4	32
5	5	5	5	5	5	5	35
5	5	5	5	5	5	5	35

<i>Learning Innovation (Y2)</i>				
Y2.1	Y2.2	Y2.3	Y2.4	Y2. Total
5	5	5	5	20
4	5	5	4	18
4	5	5	5	19
4	4	5	5	18
5	5	5	5	20
5	4	5	4	18
4	5	4	4	17
5	5	5	5	20
3	2	2	4	11
4	4	4	4	16
5	5	5	5	20
4	4	5	5	18
4	5	5	5	19
5	5	4	4	18
5	5	5	5	20
3	3	4	5	15

5	5	5	5	20
5	5	5	5	20
5	5	5	5	20
4	3	4	4	15
3	4	4	4	15
4	3	4	4	15
5	5	5	4	19
5	5	5	5	20
5	4	5	5	19
4	4	5	5	18
3	3	3	3	12
5	5	5	5	20
3	4	4	3	14
5	4	5	4	18
5	4	5	4	18
4	4	5	5	18
4	5	4	4	17
4	3	3	3	13
4	2	4	4	14
4	5	5	4	18
4	4	4	4	16
4	4	4	4	16
5	5	5	5	20
5	4	5	5	19
4	5	5	5	19
4	5	5	4	18
5	5	5	4	19
5	5	5	5	20
5	5	5	5	20
4	3	4	4	15
4	4	5	4	17
4	4	5	4	17
4	4	4	4	16
4	4	4	4	16
4	4	4	4	16
4	4	4	4	16
4	5	5	4	18

4	4	4	4	16
4	4	4	4	16
5	5	5	4	19
4	4	5	4	17
5	5	4	5	19
4	4	5	4	17
5	5	5	5	20
5	5	5	5	20
4	4	4	4	16
4	4	4	5	17
4	4	5	5	18
4	4	4	5	17
5	5	5	5	20
4	4	4	4	16
5	5	4	5	19
5	5	5	5	20
4	4	5	4	17
3	4	4	5	16
3	4	4	5	16
4	4	3	4	15
3	3	4	4	14
4	4	4	3	15
3	3	4	4	14
4	4	4	4	16
5	5	5	5	20
5	5	5	5	20

Uji Instrumen

Uji Validitas

*Spiritual Soft Skill Training (X₁)***Correlations**

		Kuesioner 1.1	Kuesioner 1.2	Kuesioner 1.3	Kuesioner 1.4	Kuesioner 1.5	Kuesioner 1 Total
Kuesioner 1.1	Pearson Correlation	1	.351**	.544**	.235*	.295**	.712**
	Sig. (2-tailed)		.002	.000	.038	.009	.000
	N	78	78	78	78	78	78
Kuesioner 1.2	Pearson Correlation	.351**	1	.442**	.252*	.383**	.729**
	Sig. (2-tailed)	.002		.000	.026	.001	.000
	N	78	78	78	78	78	78
Kuesioner 1.3	Pearson Correlation	.544**	.442**	1	.274*	.276*	.753**
	Sig. (2-tailed)	.000	.000		.015	.014	.000
	N	78	78	78	78	78	78
Kuesioner 1.4	Pearson Correlation	.235*	.252*	.274*	1	.234*	.545**
	Sig. (2-tailed)	.038	.026	.015		.039	.000
	N	78	78	78	78	78	78
Kuesioner 1.5	Pearson Correlation	.295**	.383**	.276*	.234*	1	.657**
	Sig. (2-tailed)	.009	.001	.014	.039		.000
	N	78	78	78	78	78	78
Kuesioner 1 Total	Pearson Correlation	.712**	.729**	.753**	.545**	.657**	1
	Sig. (2-tailed)	.000	.000	.000	.000	.000	
	N	78	78	78	78	78	78

** . Correlation is significant at the 0.01 level (2-tailed).

* . Correlation is significant at the 0.05 level (2-tailed).

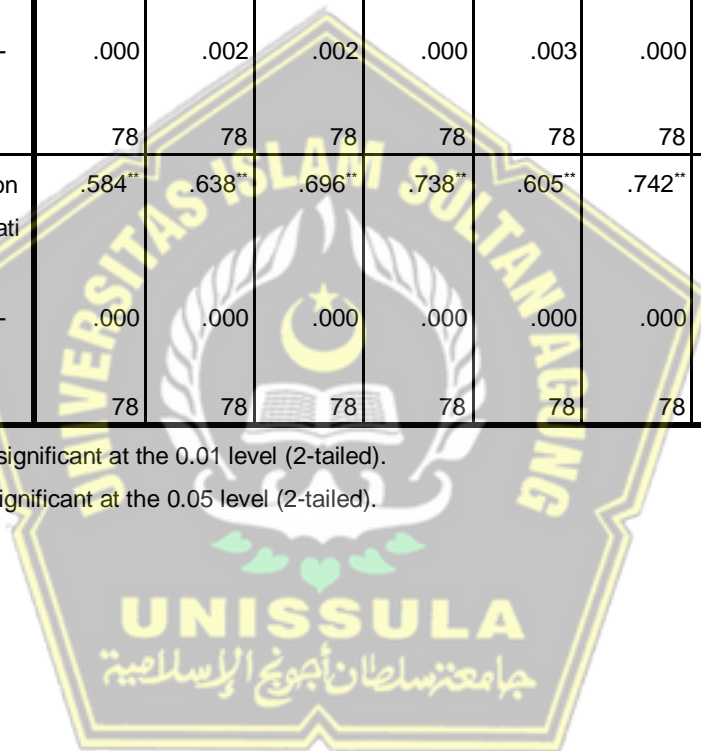
*Cooperative Learning Skill (Y₁)***Correlations**

		Kuesion er 2.1	Kuesion er 2.2	Kuesion er 2.3	Kuesion er 2.4	Kuesion er 2.5	Kuesion er 2.6	Kuesion er 2.7	Kuesion er 2 Total
Kuesion er 2.1	Pearson Correlati on Sig. (2- tailed) N	1 78	.344** 78	.459** 78	.221 78	.226* 78	.264* 78	.406** 78	.584** 78
Kuesion er 2.2	Pearson Correlati on Sig. (2- tailed) N	.344** 78	1 78	.461** 78	.385** 78	.257* 78	.361** 78	.350** 78	.638** 78
Kuesion er 2.3	Pearson Correlati on Sig. (2- tailed) N	.459** 78	.461** 78	1 78	.445** 78	.321** 78	.337** 78	.341** 78	.696** 78
Kuesion er 2.4	Pearson Correlati on Sig. (2- tailed) N	.221 78	.385** 78	.445** 78	1 78	.286* 78	.631** 78	.506** 78	.738** 78
Kuesion er 2.5	Pearson Correlati on Sig. (2- tailed) N	.226* 78	.257* 78	.321** 78	.286* 78	1 78	.353** 78	.327** 78	.605** 78

Kuesioner 2.6	Pearson Correlation	.264*	.361**	.337**	.631**	.353**	1	.483**	.742**
	Sig. (2-tailed)	.020	.001	.003	.000	.002		.000	.000
	N	78	78	78	78	78	78	78	78
Kuesioner 2.7	Pearson Correlation	.406**	.350**	.341**	.506**	.327**	.483**	1	.735**
	Sig. (2-tailed)	.000	.002	.002	.000	.003	.000		.000
	N	78	78	78	78	78	78	78	78
Kuesioner 2 Total	Pearson Correlation	.584**	.638**	.696**	.738**	.605**	.742**	.735**	1
	Sig. (2-tailed)	.000	.000	.000	.000	.000	.000	.000	
	N	78	78	78	78	78	78	78	78

** . Correlation is significant at the 0.01 level (2-tailed).

* . Correlation is significant at the 0.05 level (2-tailed).



*Learning Innovation (Y₂)***Correlations**

		Kuesioner 3.1	Kuesioner 3.2	Kuesioner 3.3	Kuesioner 3.4	Kuesioner 3 Total
Kuesioner 3.1	Pearson	1	.656**	.602**	.447**	.832**
	Correlation					
	Sig. (2-tailed)		.000	.000	.000	.000
	N	78	78	78	78	78
Kuesioner 3.2	Pearson	.656**	1	.646**	.466**	.865**
	Correlation					
	Sig. (2-tailed)	.000		.000	.000	.000
	N	78	78	78	78	78
Kuesioner 3.3	Pearson	.602**	.646**	1	.516**	.844**
	Correlation					
	Sig. (2-tailed)	.000	.000		.000	.000
	N	78	78	78	78	78
Kuesioner 3.4	Pearson	.447**	.466**	.516**	1	.723**
	Correlation					
	Sig. (2-tailed)	.000	.000	.000		.000
	N	78	78	78	78	78
Kuesioner 3 Total	Pearson	.832**	.865**	.844**	.723**	1
	Correlation					
	Sig. (2-tailed)	.000	.000	.000	.000	
	N	78	78	78	78	78

** . Correlation is significant at the 0.01 level (2-tailed).

Uji Reliabilitas

*Spiritual Soft Skill Training (X₁)***Case Processing Summary**

		N	%
Cases	Valid	78	100.0
	Excluded ^a	0	.0
	Total	78	100.0

a. Listwise deletion based on all variables in the procedure.

Reliability Statistics

Cronbach's Alpha	N of Items
.713	5

*Cooperative Learning Skill (Y₁)***Case Processing Summary**

		N	%
Cases	Valid	78	100.0
	Excluded ^a	0	.0
	Total	78	100.0

a. Listwise deletion based on all variables in the procedure.

Reliability Statistics

Cronbach's Alpha	N of Items
.801	7


*Learning Innovation (Y₂)***Case Processing Summary**

		N	%
Cases	Valid	78	100.0
	Excluded ^a	0	.0
	Total	78	100.0

a. Listwise deletion based on all variables in the procedure.

Reliability Statistics

Cronbach's Alpha	N of Items
.833	4



Lampiran 2 Uji Asumsi Klasik

Uji Normalitas

Model 1

One-Sample Kolmogorov-Smirnov Test

		Unstandardized Residual
N		78
Normal Parameters ^{a,b}	Mean	.0000000
	Std. Deviation	2.27770289
Most Extreme Differences	Absolute	.093
	Positive	.061
	Negative	-.093
Kolmogorov-Smirnov Z		.821
Asymp. Sig. (2-tailed)		.511

a. Test distribution is Normal.

b. Calculated from data.

Model 2

One-Sample Kolmogorov-Smirnov Test

		Unstandardized Residual
N		78
Normal Parameters ^{a,b}	Mean	.0000000
	Std. Deviation	1.15932084
Most Extreme Differences	Absolute	.105
	Positive	.061
	Negative	-.105
Kolmogorov-Smirnov Z		.929
Asymp. Sig. (2-tailed)		.354

a. Test distribution is Normal.

b. Calculated from data.

Uji Multikolinieritas

Model 1

Coefficients^a

Model	Unstandardized Coefficients		Standardized Coefficients	t	Sig.	Collinearity Statistics	
	B	Std. Error	Beta			Tolerance	VIF
1 (Constant)	12.662	2.535		4.994	.000		
Spiritual Soft Skill Training	.829	.114	.639	7.251	.000	1.000	1.000

a. Dependent Variable: Cooperative Learning Skill

Model 2

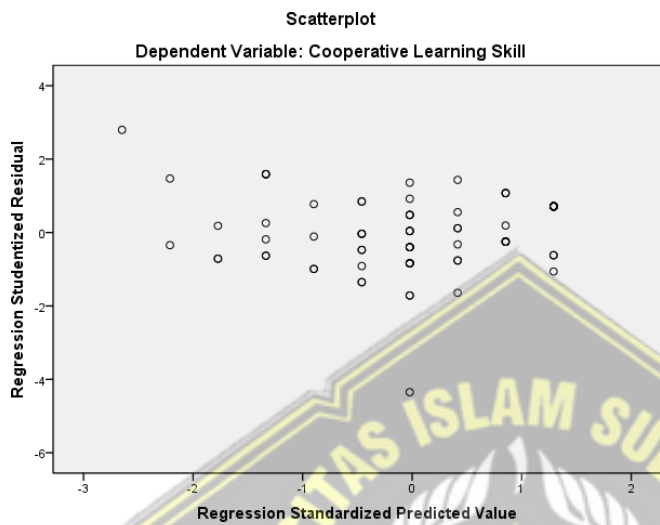
Coefficients^a

Model	Unstandardized Coefficients		Standardized Coefficients	t	Sig.	Collinearity Statistics	
	B	Std. Error	Beta			Tolerance	VIF
1 (Constant)	-2.903	1.497		-1.939	.056		
Spiritual Soft Skill Training	.316	.076	.333	4.143	.000	.591	1.692
Cooperative Learning Skill	.433	.059	.592	7.368	.000	.591	1.692

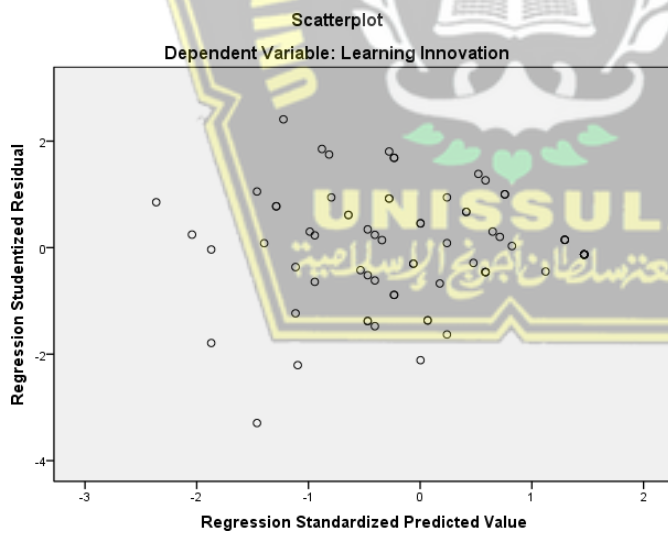
a. Dependent Variable: Learning Innovation

Uji Heterokedastisitas

Model 1



Model 2



Lampiran 3 Analisis Regresi Linear Berganda

Model 1

Coefficients ^a						
Model		Unstandardized Coefficients		Standardized Coefficients	t	Sig.
		B	Std. Error	Beta		
1	(Constant)	12.662	2.535		4.994	.000
	Spiritual Soft Skill Training	.829	.114	.639	7.251	.000

a. Dependent Variable: Cooperative Learning Skill

Model 2

Coefficients ^a						
Model		Unstandardized Coefficients		Standardized Coefficients	t	Sig.
		B	Std. Error	Beta		
1	(Constant)	-2.903	1.497		-1.939	.056
	Spiritual Soft Skill Training	.316	.076	.333	4.143	.000
	Cooperative Learning Skill	.433	.059	.592	7.368	.000

a. Dependent Variable: Learning Innovation

Lampiran 4 Uji Hipotesis Parsial (Uji t)

Model 1

Coefficients ^a						
Model		Unstandardized Coefficients		Standardized Coefficients	t	Sig.
		B	Std. Error	Beta		
1	(Constant)	12.662	2.535		4.994	.000
	Spiritual Soft Skill Training	.829	.114	.639	7.251	.000

a. Dependent Variable: Cooperative Learning Skill

Model 2

Coefficients ^a						
Model		Unstandardized Coefficients		Standardized Coefficients	t	Sig.
		B	Std. Error	Beta		
1	(Constant)	-2.903	1.497		-1.939	.056
	Spiritual Soft Skill Training	.316	.076	.333	4.143	.000
	Cooperative Learning Skill	.433	.059	.592	7.368	.000

a. Dependent Variable: Learning Innovation

Lampiran 5 Uji Signifikan Simultan (Uji F)

Model 1

ANOVA ^b						
Model		Sum of Squares	df	Mean Square	F	Sig.
1	Regression	276.324	1	276.324	52.571	.000 ^a
	Residual	399.471	76	5.256		
	Total	675.795	77			

a. Predictors: (Constant), Spiritual Soft Skill Training

b. Dependent Variable: Cooperative Learning Skill

Model 2

ANOVA ^b						
Model		Sum of Squares	df	Mean Square	F	Sig.
1	Regression	257.895	2	128.947	93.449	.000 ^a
	Residual	103.490	75	1.380		
	Total	361.385	77			

a. Predictors: (Constant), Cooperative Learning Skill, Spiritual Soft Skill Training

b. Dependent Variable: Learning Innovation

Lampiran 6 Uji Koefisien Determinasi (R^2)

Model 1

Model Summary

Model	R	R Square	Adjusted R Square	Std. Error of the Estimate
1	.639 ^a	.409	.401	2.293


a. Predictors: (Constant), Spiritual Soft Skill Training

Model 2

Model Summary

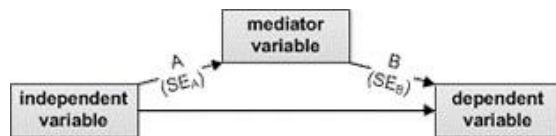
Model	R	R Square	Adjusted R Square	Std. Error of the Estimate
1	.845 ^a	.714	.706	1.175

a. Predictors: (Constant), Cooperative Learning Skill, Spiritual Soft Skill Training



Lampiran 7 Uji Sobel

Model 1



A: ?

B: ?

SE_A: ?

SE_B: ?

Sobel test statistic: 4.89347566

One-tailed probability: 0.00000050

Two-tailed probability: 0.00000099

