

LAMPIRAN

PENJUALAN BERSIH	
2015	Rp 14.818.730.635.847
2016	Rp 18.349.959.898.358
2017	Rp 20.816.673.946.473
2018	Rp 24.060.802.395.725
2019	Rp 25.026.739.472.547

BEBAN POKOK PENJUALAN	
2015	Rp 10.620.394.515.840
2016	Rp 13.449.537.442.446
2017	Rp 15.841.619.191.077
2018	Rp 17.664.148.865.078
2019	Rp 17.109.498.526.032

LABA BERSIH SETELAH PAJAK	
2015	Rp 1.250.233.128.560
2016	Rp 1.388.676.127.665
2017	Rp 1.630.953.830.893
2018	Rp 1.760.434.280.304
2019	Rp 2.704.466.581.011

TOTAL ASET	
2015	Rp 11.342.715.686.221
2016	Rp 12.922.421.859.142
2017	Rp 14.915.849.800.251
2018	Rp 17.591.706.426.634
2019	Rp 19.037.918.806.473

TOTAL EKUITAS	
2015	Rp 5.194.459.927.187
2016	Rp 6.266.255.987.065
2017	Rp 7.354.346.366.072
2018	Rp 8.542.544.481.694
2019	Rp 9.899.940.195.318

LABA USAHA	
2015	Rp 1.862.620.832.987
2016	Rp 2.315.242.242.867
2017	Rp 2.460.559.388.050
2018	Rp 2.627.892.008.006
2019	Rp 3.172.264.551.034

Lampiran 1. Kartu Bimbingan





KARTU BIMBINGAN

Nama : Putri Alifia Majida

NIM : 49401800042

Program Studi : D3 Akuntansi Fakultas Ekonomi UNISSULA

Judul : Penilaian Kinerja Keuangan PT. Mayora Indah Tbk. Tahun 2015-2019 Berdasarkan Rasio Profitabilitas

NO	TANGGAL	MATERI BIMBINGAN	MEDIA	TTD DOSEN PEMBIMBING
1	2 Desember 2020	Pengajuan dan konsultasi terkait judul	Personal Chat WA	
2	12 Desember 2020	Pengajuan ganti perusahaan	Personal Chat WA	
3	8 Januari 2021	Bab 1	Personal Chat WA	
4	14 Januari 2021	Bab 2 dan Bab 3	Personal Chat WA	
5	25 Januari 2021	Bab 4	Personal Chat WA	
6	26 Januari 2021	Bab 4	Personal Chat WA	
7	28 Januari 2021	Bab 5	Personal Chat WA	