

LAMPIRAN

Lampiran 1. Populasi Penelitian

No.	Kode Perusahaan	Nama Perusahaan
1.	INTP	Indocement Tunggal Prakasa Tbk.
2.	SMGR	Semen Indonesia (Persero) Tbk
3.	SMCB	Holcim Indonesia Tbk.
4.	WSBP	Waskita Beton Precast Tbk.
5.	WTON	Wijaya Karya Beton Tbk.
6.	ARNA	Arwana Citra Mulia Tbk.
7.	IKAI	Inti Keramik Alam Asri Industri Tbk.
8.	AMFG	Asahimas Flat Glass Tbk.
9.	KIAS	Keramika Indonesia Assosiasi Tbk.
10.	MLIA	Mulia Industrindo Tbk.
11.	TOTO	Surya Toto Indonesia Tbk.
12.	ALKA	Alaska Industrindo Tbk.
13.	ALMI	Alumindo Light Metal Industry Tbk.
14.	JKSW	Jakarta Kyoei Steel Work LTD Tbk.
15.	LION	Lion Metal Works Tbk.
16.	CTBN	Citra Turbindo Tbk.
17.	KRAS	Krakatau Steel Tbk.
18.	NIKL	Pelat Timah Nusantara Tbk.
19.	BTON	Beton Jaya Manunggal Tbk.
20.	TMBS	Tembaga Mulia Semanan Tbk.
21.	BAJA	Saranacentral Bajatama Tbk.
22.	GDST	Gunawan Dianjaya Steel Tbk.
23.	INAI	Indal Aluminium Industry Tbk.
24.	ISSP	Steel Pipe Industry of Indonesia Tbk.
25.	LMSH	Lionmesh Prima Tbk.
26.	PICO	Pelangi Indah Canindo Tbk.
27.	BUDI	Budi Starch and Sweetener Tbk.
28.	EKAD	Ekadharma International Tbk.
29.	ETWA	Eterindo Wahanatama Tbk.
30.	BRPT	Barito Pasific Tbk.
31.	TPIA	Chandra Asri Petrochemical Tbk.
32.	UNIC	Unggul Indah Cahaya Tbk.
33.	INCI	Intan Wijaya International Tbk.
34.	SRSN	Indo Acitama Tbk.
35.	AKPI	Argha Karya Prima Industry Tbk.
36.	APLI	Asiaplast Industries Tbk.
37.	TRST	Trias Sentosa Tbk.
38.	FPNI	Lotte Chemical Titan Tbk.
39.	IPOL	Indopoly Swakarsa Industry Tbk.

40.	TALF	Tunas Alfin Tbk.
41.	IGAR	Champion Pacific Indonesia Tbk.
42.	IMPC	Impack Pratama Industri Tbk.
43.	YPAS	Yanaprima Hastapersada Tbk.
44.	JPFA	Japfa Comfeed Indonesia Tbk.
45.	CPIN	Charoen Pokphand Indonesia Tbk.
46.	SIPD	Siearad Produce Tbk.
47.	MAIN	Malindo Feedmill Tbk.
48.	SULI	SLJ Global Tbk.
49.	TIRT	Tirta Mahakam Resources Tbk.
50.	KDSI	Kedaung Setia Industrial Tbk.
51.	ALDO	Alkindo Naratama Tbk.
52.	INKP	Indah Kiat Pulp & paper Tbk.
53.	INRU	Toba Pulp Lestari Tbk.
54.	TKIM	Pabrik Kertas Tjiwi Kimia Tbk.
55.	KBRI	Kertas Basuki Rachmat Indonesia Tbk.
56.	SPMA	Suparma Tbk.
57.	ASII	Astra International Tbk.
58.	IMAS	Indomobil Sukses International Tbk.
59.	INDS	Indospring Tbk.
60.	PRAS	Prima alloy steel Universal Tbk.
61.	BRAM	Indo Kordsa Tbk.
62.	GDYR	Goodyear Indonesia Tbk.
63.	MASA	Multistrada Arah Sarana Tbk.
64.	LPIN	Multi Prima Sejahtera Tbk.
65.	SMSM	Selamat Sempurna Tbk.
66.	TRIS	Trisula International Tbk.
67.	HDTX	Panasia Indo Resources Tbk.
68.	RICY	Ricky Putra Globalindo Tbk.
69.	ADMG	Polychem Indonesia Tbk.
70.	ARGO	Argo Pantes Tbk.
71.	ERTX	Eratex Djaya Tbk.
72.	ESTI	Ever Shine Textile Industry Tbk.
73.	INDR	Indo Rama Synthetic Tbk.
74.	PBRX	Pan Brothers Tbk.
75.	POLY	Asia Pasific Fibers Tbk.
76.	TFCO	Tifico Fiber Indonesia Tbk.
77.	STAR	Star Petrochem Tbk.
78.	UNIT	Nusantara Inti Corpora Tbk.
79.	BATA	Sepatu Bata Tbk.
80.	BIMA	Primarindo Asia Infrastructure Tbk.
81.	KBLI	KMI Wire and Cable Tbk.
82.	VOKS	Voksel Electric Tbk.
83.	JECC	Jembo Cable Company Tbk.

84.	SCCO	Supreme Cable Manufacturing and Commerce Tbk.
85.	CEKA	Cahaya Kalbar Tbk.
86.	ICBP	Indofood CBP Sukses Makmur Tbk.
87.	INDF	Indofood Sukses Makmur Tbk.
88.	MLBI	Multi Bintang Indonesia Tbk.
89.	PSDN	Prasidha Aneka Niaga Tbk.
90.	ROTI	Nippon Indosari Corpindo Tbk.
91.	SKBM	Sekar Bumi Tbk.
92.	AISA	Tiga Pilar Sejahtera Food Tbk.
93.	SKLT	Sekar Laut Tbk.
94.	ULTJ	Ultra Jaya Milk Industry and Trading Company Tbk.
95.	GGRM	Gudang Garam Tbk.
96.	HMSP	Hanjaya Mandala Sampoerna Tbk.
97.	RMBA	Bentoel International Investama Tbk.
98.	WIIM	Wismilak Inti Makmur Tbk.
99.	DVLA	Darya Varia Laboratoria Tbk.
100.	KLBF	Kalbe Farma Tbk.
101.	SIDO	Industri Jamu dan Farmasi Sido Muncul Tbk.
102.	PYFA	Pyridam Farma Tbk.
103.	KAEF	Kimia Farma Tbk.
104.	TSPC	Tempo Scan Pasific Tbk.
105.	ADES	Akasha Wira International Tbk.
106.	MBTO	Martina Berto Tbk.
107.	KINO	Kino Indonesia Tbk.
108.	TCID	Mandom Indonesia Tbk.
109.	UNVR	Unilever Indonesia Tbk.
110.	PTSN	Sat Nusapersada Tbk.
111.	CINT	Chitose International Tbk.
112.	LMPI	Langgeng Makmur Industry Tbk.
113.	KICI	Kedaung Indag Can Tbk.

Lampiran 2. Kriteria

No	Kode	RUPIAH	LK	sampel
1	INTP	V	V	V
2	SMGR	V	V	V
3	SMCB	V	X	
4	WSBP	V	X	
5	WTON	V	X	
6	ARNA	V	V	V
7	IKAI	V	X	
8	AMFG	V	X	
9	KIAS	V	X	

10	MLIA	V	V	V
11	TOTO	V	V	V
12	ALKA	V	V	V
13	ALMI	V	V	V
14	JKSW	V	X	
15	LION	V	X	
16	CTBN	X	V	
17	KRAS	X	V	
18	NIKL	X	V	
19	BTON	V	X	
20	TMBS	X	V	
21	BAJA	V	V	V
22	GDST	V	V	V
23	INAI	V	V	V
24	ISSP	V	V	V
25	LMSH	V	V	V
26	PICO	V	V	V
27	BUDI	V	V	V
28	EKAD	V	X	
29	ETWA	V	X	
30	BRPT	X	V	
31	TPIA	X	V	
32	UNIC	X	V	
33	INCI	V	V	V
34	SRSN	V	V	V
35	AKPI	V	V	V
36	APLI	V	V	V
37	TRST	V	X	
38	FPNI	X	V	
39	IPOL	X	V	
40	TALF	V	X	
41	IGAR	V	V	V
42	IMPC	V	V	V
43	YPAS	V	V	V
44	JPFA	V	V	V
45	CPIN	V	X	
46	SIPD	V	X	
47	MAIN	V	V	V
48	SULI	X	V	
49	TIRT	V	V	V
50	KDSI	V	V	V

51	ALDO	V	X	
52	INKP	V	X	
53	INRU	X	V	
54	TKIM	X	V	
55	KBRI	V	X	
56	SPMA	V	V	V
57	ASII	V	V	V
58	IMAS	V	V	V
59	INDS	V	V	V
60	PRAS	V	V	V
61	BRAM	X	V	
62	GDYR	X	V	
63	MASA	X	V	
64	LPIN	V	X	
65	SMSM	V	V	V
66	TRIS	V	V	V
67	HDTX	V	X	
68	RICY	V	X	
69	ADMG	X	V	
70	ARGO	X	V	
71	ERTX	X	V	
72	ESTI	X	V	
73	INDR	X	V	
74	PBRX	X	V	
75	POLY	X	V	
76	TFCO	X	V	
77	STAR	V	X	
78	UNIT	V	V	V
79	BATA	V	V	V
80	BIMA	V	V	V
81	KBLI	V	V	V
82	VOKS	V	X	
83	JECC	V	X	
84	SCCO	V	V	V
85	CEKA	V	V	V
86	ICBP	V	V	V
87	INDF	V	V	V
88	MLBI	V	V	V
89	PSDN	V	V	V
90	ROTI	V	V	V
91	SKBM	V	V	V

92	AISA	V	X	
93	SKLT	V	X	
94	ULTJ	V	V	V
95	GGRM	V	V	V
96	HMSp	V	V	V
97	RMBA	V	V	V
98	WIIM	V	V	V
99	DVLA	V	V	V
100	KLBF	V	V	V
101	SIDO	V	V	V
102	PYFA	V	X	
103	KAEF	V	X	
104	TSPC	V	V	V
105	ADES	V	V	V
106	MBTO	V	V	V
107	KINO	V	X	
108	TCID	V	X	
109	UNVR	V	V	V
110	PTSN	X	V	
111	CINT	V	V	V
112	LMPI	V	X	
113	KICI	V	V	V
JUMLAH		24	31	58

Lampiran 3. Perusahaan Sampel Penelitian

No.	Kode Perusahaan	Nama Perusahaan
1.	INTP	Indocement Tunggul Prakasa Tbk.
2.	SMGR	Semen Indonesia (Persero) Tbk.
3.	ARNA	Arwana Citra Mulia Tbk.
4.	MLIA	Mulia Industrindo Tbk.
5.	TOTO	Surya Toto Indonesia Tbk.
6.	ALKA	Alaska Industrindo Tbk.
7.	ALMI	Alumindo Light Metal Industry Tbk.
8.	BAJA	Saranacentral Bajatama Tbk.
9.	GDST	Gunawan Dianjaya Steel Tbk.
10.	INAI	Indal Aluminium Industry Tbk.
11.	ISSP	Steel Pipe Industry of Indonesia Tbk.
12.	LMSH	Lionmesh Prima Tbk.
13.	PICO	Pelangi Indah Canindo Tbk.
14.	BUDI	Budi Starch and Sweetener Tbk.

15.	INCI	Intan Wijaya International Tbk.
16.	SRSN	Indo Acitama Tbk.
17.	AKPI	Argha Karya Prima Industry Tbk.
18.	IGAR	Champion Pacific Indonesia Tbk.
19.	IMPC	Impack Pratama Industri Tbk.
20.	YPAS	Yanaprima Hastapersada Tbk.
21.	JPFA	Japfa Comfeed Indonesia Tbk.
22.	MAIN	Malindo Feedmill Tbk.
23.	TIRT	Tirta Mahakam Resources Tbk.
24.	KDSI	Kedaung Setia Industrial Tbk.
25.	SPMA	Suparma Tbk.
26.	ASII	Astra International Tbk.
27.	IMAS	Indomobil Sukses International Tbk.
28.	INDS	Indospring Tbk.
29.	PRAS	Prima alloy steel Universal Tbk.
30.	SMSM	Selamat Sempurna Tbk.
31.	ADMG	Polychem Indonesia Tbk.
32.	TRIS	Trisula International Tbk.
33.	UNIT	Nusantara Inti Corpora Tbk.
34.	BATA	Sepatu Bata Tbk.
35.	BIMA	Primarindo Asia Infrastructure Tbk.
36.	KBLI	KMI Wire and Cable Tbk.
37.	SCCO	Supreme Cable Manufacturing and Commerce Tbk.
38.	CEKA	Cahaya Kalbar Tbk.
39.	ICBP	Indofood CBP Sukses Makmur Tbk.
40.	INDF	Indofood Sukses Makmur Tbk.
41.	MLBI	Multi Bintang Indonesia Tbk.
42.	PSDN	Prasidha Aneka Niaga Tbk.
43.	ROTI	Nippon Indosari Corpindo Tbk.
44.	SKBM	Sekar Bumi Tbk.
45.	ULTJ	Ultra Jaya Milk Industry and Trading Company Tbk.
46.	GGRM	Gudang Garam Tbk.
47.	HMSP	Hanjaya Mandala Sampoerna Tbk.
48.	RMBA	Bentoel International Investama Tbk.
49.	WIIM	Wismilak Inti Makmur Tbk.
50.	DVLA	Darya Varia Laboratoria Tbk.
51.	KLBF	Kalbe Farma Tbk.
52.	SIDO	Industri Jamu dan Farmasi Sido Muncul Tbk.
53.	TSPC	Tempo Scan Pasific Tbk.
54.	ADES	Akasha Wira International Tbk.
55.	MBTO	Martina Berto Tbk.
56.	UNVR	Unilever Indonesia Tbk.
57.	CINT	Chitose International Tbk.
58.	KICI	Kedaung Indag Can Tbk.

Lampiran 4. Tabulasi Data

2018

No	Kode	BM	ML	PS	CG	IA
1	INTP	0.033	0.0195	0.5714	0.3333	0.1354
2	SMGR	0.073	-0.0065	0.5510	0.2857	0.2172
3	ARNA	0.078	-0.0637	0.4490	0.5000	1.4388
4	MLIA	0.191	0.0052	0.5306	0.4000	0.4158
5	TOTO	0.030	0.1434	0.5306	0.4000	1.1561
6	ALKA	0.045	0.2532	0.5306	0.3333	15.8730
7	ALMI	0.173	0.2843	0.5306	0.3333	2.0202
8	BAJA	0.008	-0.0628	0.5306	0.3333	4.5249
9	GDST	0.067	-0.0223	0.4694	0.3333	1.0695
10	INAI	0.079	0.0359	0.4286	0.3333	2.4096
11	ISSP	0.005	0.0913	0.4082	0.2000	1.1834
12	LMSH	0.030	0.0482	0.5510	0.3333	12.8440
13	PICO	0.068	-0.0672	0.2449	0.3333	0.8032
14	BUDI	0.053	0.0020	0.4694	0.3333	1.0471
15	INCI	0.131	0.1000	0.5102	0.3333	13.0841
16	SRSN	0.086	0.0259	0.4694	0.3750	1.6000
17	AKPI	0.046	0.0294	0.4082	0.3333	17.5182
18	APLI	0.073	-0.0345	0.5306	0.5000	2.4390
19	IGAR	0.049	0.1106	0.4694	0.3333	2.6667
20	IMPC	0.022	0.0404	0.5306	0.5000	1.6086
21	YPAS	0.002	0.1130	0.5306	0.3333	15.1515
22	JPFA	0.145	0.0438	0.5510	0.5000	0.4640
23	MAIN	0.156	-0.0124	0.6531	0.6000	0.3591
24	TIRT	0.005	0.0010	0.4490	0.3333	6.6667
25	KDSI	0.137	-0.0591	0.4694	0.3333	0.5013
26	SPMA	0.078	-0.0388	0.4490	0.6000	5.5336
27	ASII	0.051	0.0144	0.6735	0.3000	0.3035
28	IMAS	0.281	0.0961	0.4082	0.4286	0.4640
29	INDS	0.174	0.0252	0.4898	0.3333	1.3423
30	PRAS	0.029	0.0198	0.3673	0.3333	1.6807
31	SMSM	0.061	0.0598	0.4286	0.5000	3.2668
32	TRIS	0.011	0.0178	0.5714	0.3333	0.9132
33	UNIT	0.058	0.0100	0.4898	0.5000	7.1713
34	BATA	0.059	0.0431	0.4694	0.3333	1.6807
35	BIMA	0.026	0.1003	0.5102	0.5000	3.6364
36	KBLI	0.011	0.0295	0.5102	0.3333	0.6601
37	SCCO	0.053	0.1199	0.5510	0.3333	1.1561
38	CEKA	1.052	-0.1247	0.5102	0.3333	24.0326
39	ICBP	0.072	0.0173	0.5510	0.5000	0.2395
40	INDF	0.046	0.0229	0.4286	0.3750	0.3361

41	MLBI	0.076	-0.0511	0.5102	0.5000	2.2082
42	PSDN	0.024	-0.0874	0.4490	0.3333	4.0816
43	ROTI	0.043	-0.0078	0.5306	0.3333	0.8368
44	SKBM	-0.015	0.0619	0.4898	0.3333	0.7168
45	ULTJ	0.044	0.0461	0.3673	0.3333	5.7143
46	GGRM	0.056	-0.1637	0.4694	0.5000	0.0299
47	HMSP	0.025	-0.1361	0.4694	0.3333	0.5376
48	RMBA	0.036	-0.0348	0.4898	1.0000	4.3614
49	WIIM	-0.020	-0.1151	0.5714	0.3333	0.7067
50	DVLA	0.052	0.0995	0.4082	0.4286	2.0408
51	KLBF	0.036	0.9994	0.5102	0.3333	0.3295
52	SIDO	0.131	-0.0383	0.5102	0.4000	0.5970
53	TSPC	0.024	0.0636	0.2449	0.6000	0.3604
54	ADES	0.055	-0.0757	0.4694	0.3333	1.0929
55	MBTO	0.100	-0.0709	0.4694	0.3333	2.4096
56	UNVR	0.028	0.0954	0.5306	0.8000	0.1102
57	CINT	0.010	0.0564	0.5306	0.5000	5.0542
58	KICI	0.151	-0.0054	0.2449	0.3333	3.5088

2017

No	Kode	BM	ML	PS	CG	IA
1	INTP	0.235	-0.0774	0.5510	0.4286	0.5784
2	SMGR	0.066	-0.0814	0.5102	0.2857	0.2454
3	ARNA	-0.159	-0.1180	0.3878	0.5000	1.1628
4	MLIA	0.023	-0.0639	0.5306	0.4000	8.0000
5	TOTO	-0.092	-0.1027	0.5714	0.4000	1.4742
6	ALKA	0.077	0.0327	0.4490	0.3333	1.2739
7	ALMI	0.132	0.1869	0.5306	0.5000	7.5472
8	BAJA	-0.318	-0.0682	0.5510	0.3333	0.6231
9	GDST	-0.244	-0.0399	0.4286	0.5000	1.2121
10	INAI	0.153	-0.0438	0.5102	0.5000	1.6529
11	ISSP	-0.212	-0.1233	0.2449	0.2000	0.8230
12	LMSH	0.075	-0.0154	0.5714	0.3333	5.6680
13	PICO	0.028	-0.0131	0.2449	0.3333	0.8889
14	BUDI	0.065	-0.0648	0.4694	0.3333	1.0582
15	INCI	0.221	-0.0112	0.4286	0.3333	1.9802
16	SRSN	0.017	-0.1167	0.5714	0.3750	200.0000
17	AKPI	-0.099	-0.1086	0.3878	0.3333	6.4057
18	APLI	-0.201	-0.0873	0.4286	0.3333	1.3986
19	IGAR	-0.152	-0.0646	0.3469	0.3333	0.5333
20	IMPC	0.040	-0.0130	0.5510	0.5000	0.4577
21	YPAS	0.040	-0.0045	0.5102	0.3333	200.0000
22	JPFA	-0.036	-0.0157	0.5510	0.5000	0.3914

23	MAIN	-0.214	-0.1048	0.6327	0.6000	1.3605
24	TIRT	-0.146	-0.0187	0.4898	0.5000	1.1050
25	KDSI	0.408	0.0327	0.4286	0.5000	2.8436
26	SPMA	0.077	-0.0674	0.4490	0.8000	7.0175
27	ASII	0.062	-0.0502	0.6939	0.3333	0.3110
28	IMAS	-0.188	-0.0387	0.4082	0.4286	2.3529
29	INDS	0.347	0.5012	0.5102	0.3333	0.3976
30	PRAS	0.178	-0.0506	0.4490	0.3333	0.9302
31	SMSM	0.192	0.0322	0.4286	0.5000	0.8000
32	TRIS	-0.040	-0.0759	0.5510	0.3333	1.9672
33	UNIT	-0.168	-0.0645	0.4898	0.5000	1.7857
34	BATA	-0.152	-0.0254	0.4082	0.5000	3.5714
35	BIMA	-0.362	-0.0004	0.4694	0.6667	2.8169
36	KBLI	0.359	0.1826	0.2857	0.3333	0.4684
37	SCCO	0.152	0.1065	0.4898	0.3333	0.2774
38	CEKA	0.026	-0.0867	0.4898	0.3333	2.4779
39	ICBP	0.096	-0.0969	0.5510	0.5000	1.1299
40	INDF	0.015	-0.0700	0.3878	0.3750	0.6515
41	MLBI	0.122	-0.0615	0.5102	0.5000	1.9910
42	PSDN	0.542	0.1063	0.4490	0.3333	0.8230
43	ROTI	-0.078	-0.1473	0.5102	0.3333	0.3914
44	SKBM	0.053	0.0843	0.4490	0.3333	4.1379
45	ULTJ	0.059	-0.1166	0.3469	0.3333	0.8097
46	GGRM	0.188	-0.0283	0.4490	0.5000	0.0306
47	HMSP	0.150	-0.0745	0.4694	0.4000	2.3631
48	RMBA	-0.113	-0.0630	0.4694	1.0000	7.7612
49	WIIM	-0.207	-0.1495	0.5714	0.3333	0.7491
50	DVLA	0.107	-0.0642	0.4082	0.4286	1.0283
51	KLBF	0.092	0.0619	0.5306	0.3333	0.2972
52	SIDO	0.064	-0.0802	0.4898	0.3333	0.9217
53	TSPC	-0.061	-0.0249	0.2449	0.6000	1.1976
54	ADES	-0.057	-0.1305	0.4694	0.3333	0.5698
55	MBTO	-0.284	-0.0184	0.4490	0.3333	4.0816
56	UNVR	0.266	-0.0576	0.5306	0.8000	0.1840
57	CINT	1.137	-0.0530	0.5306	0.5000	1.8127
58	KICI	0.326	-0.0136	0.2245	0.3333	0.5900

2016

No	Kode	BM	ML	PS	CG	IA
1	INTP	-0.3245	-0.0312	0.7347	0.4286	0.1625
2	SMGR	-0.1714	-0.0687	0.4898	0.5000	0.2729
3	ARNA	-0.0812	-0.0208	0.3673	0.3333	1.9231
4	MLIA	0.1117	-0.0775	0.4082	0.4000	5.3097

5	TOTO	-0.2618	-0.0996	0.5102	0.4000	0.4024
6	ALKA	0.8688	0.2752	0.4898	0.3333	200.0000
7	ALMI	-0.0582	-0.1390	0.3469	0.5000	3.3333
8	BAJA	3.0607	-0.0459	0.4082	0.3333	0.6079
9	GDST	0.9600	-0.0975	0.4694	0.3333	0.8889
10	INAI	0.4570	0.1052	0.2449	0.5000	8.0645
11	ISSP	-0.0028	0.0526	0.3878	0.2000	0.9569
12	LMSH	-0.0063	-0.0460	0.5306	0.3333	14.5455
13	PICO	0.7055	0.0157	0.2653	0.3333	8.6124
14	BUDI	0.2968	-0.0790	0.4490	0.3333	1.1561
15	INCI	0.0170	0.5190	0.4694	0.3333	4.0000
16	SRSN	0.0020	-0.2105	0.4286	0.3750	200.0000
17	AKPI	0.0020	-0.1413	0.2857	0.3333	200.0000
18	APLI	0.6078	-0.0964	0.4694	0.5000	200.0000
19	IGAR	1.2307	0.0404	0.3878	0.3333	0.9662
20	IMPC	0.1096	-0.1402	0.5102	0.5000	0.9756
21	YPAS	0.1577	-0.0110	0.4898	0.3333	200.0000
22	JPFA	1.3762	-0.0437	0.4694	0.4000	1.0256
23	MAIN	-0.1285	-0.0029	0.6122	0.6000	0.3854
24	TIRT	1.3215	0.0525	0.3673	0.5000	6.6116
25	KDSI	0.6490	-0.0242	0.4490	0.5000	200.0000
26	SPMA	0.8473	-0.0988	0.4286	0.8000	2.5575
27	ASII	0.2136	-0.0400	0.6735	0.3333	0.3026
28	IMAS	-0.4145	-0.0671	0.3673	0.4286	0.3824
29	INDS	1.2802	-0.0883	0.5102	0.3333	1.8349
30	PRAS	0.4082	-0.0450	0.4286	0.3333	2.3810
31	SMSM	-0.1772	0.0137	0.4082	0.3333	2.0619
32	TRIS	0.0810	0.0128	0.5510	0.3333	3.6364
33	UNIT	0.4955	-0.1040	0.4286	0.5000	20.8589
34	BATA	-0.1789	0.0051	0.3878	0.5000	3.2154
35	BIMA	0.0841	0.0541	0.4694	0.6667	200.0000
36	KBLI	1.2176	-0.0404	0.4286	0.4000	0.7273
37	SCCO	0.8957	-0.0904	0.4694	0.3333	3.8529
38	CEKA	0.9748	0.0930	0.5510	0.3333	1.7081
39	ICBP	0.1567	-0.0517	0.5306	0.5000	0.2911
40	INDF	0.3973	-0.0480	0.4694	0.3750	0.3160
41	MLBI	0.3875	-0.1308	0.4898	0.5714	1.0582
42	PSDN	0.0884	-0.1188	0.3878	0.3333	0.7435
43	ROTI	0.1859	-0.0642	0.5510	0.3333	0.9419
44	SKBM	-0.2869	0.0529	0.4490	0.3333	6.7416
45	ULTJ	0.1690	-0.0297	0.4694	0.5000	0.4386
46	GGM	0.1157	-0.0106	0.4490	0.5000	0.1174
47	HMSP	-0.0535	-0.0275	0.4286	0.4000	0.5208
48	RMBA	-0.0468	0.0100	0.4694	0.7500	200.0000

49	WIIM	0.0691	-0.0525	0.5714	0.3333	0.9050
50	DVLA	0.3365	-0.0358	0.4082	0.4286	3.7736
51	KLBF	0.1432	0.0036	0.5102	0.4286	0.3295
52	SIDO	-0.0595	-0.0061	0.5102	0.3333	0.9569
53	TSPC	0.1176	0.0096	0.2245	0.5000	1.5345
54	ADES	0.0207	-0.0944	0.4694	0.3333	2.4691
55	MBTO	0.2984	-0.0177	0.4082	0.3333	6.1281
56	UNVR	0.0240	-0.0269	0.5306	0.8000	0.5141
57	CINT	-0.6253	-0.0731	0.5306	0.5000	0.6349
58	KICI	-0.0363	-0.0215	0.3061	0.3333	6.0606

Lampiran 5. Indikator Pengungkapan Sukarela

NO	Butir-Butir Pengungkapan
I	Informasi Umum
1	Sejarah perusahaan
2	Visi dan Misi perusahaan
3	Tujuan perusahaan
4	Struktur organisasi
5	Deskripsi aktivitas produk utama
6	Ikhtisar saham
7	Ikhtisar keuangan
II	Informasi Komisaris dan Direksi
8	Nama dan foto komisaris
9	Latar belakang pendidikan komisaris
10	Pengalaman komisaris
11	Nama dan foto direksi
12	Latar belakang pendidikan direksi
13	Pengalaman direksi
14	Remunerasi
III	Prospek Bisnis
15	Proyeksi penjualan
16	Proyeksi keuntungan
17	Proyeksi arus kas
18	Perencanaan pengeluaran modal
19	Strategi/rencana bisnis
IV	Penelitian dan Pengembangan
20	Kebijakan R & D
21	Pembahasan aktivitas R & D
22	Proyeksi biaya R & D
23	Pengembangan produk baru
24	Jumlah personil dalam aktivitas R & D
V	Informasi Karyawan
25	Jumlah karyawan

26	Rincian karyawan menurut tingkat pendidikan
27	Rincian karyawan berdasarkan lini bisnis
28	Kategori karyawan berdasarkan gender
29	Kebijakan rekrutmen
30	Pelatihan karyawan
31	Jaminan sosial tenaga kerja
32	Dana pensiun karyawan
33	Penghargaan prestasi kerja
34	Informasi kecelakaan kerja
VI	Pelaporan Tanggungjawab Sosial
35	Pengendalian polusi dan lingkungan
36	Sponsor beasiswa
37	Sponsor kegiatan olahraga
38	Sponsor kegiatan seni dan budaya
39	Sponsor program-program pemerintah
40	Penyediaan fasilitas sosial
VII	Peningkatan Produk dan Jasa
41	Jaminan kualitas produk
42	Respon komplain pelanggan
43	Sertifikasi produk
VIII	Informasi Penerapan Corporate Governance
44	Latar belakang komisararis independen
45	Frekuensi pertemuan komisararis
46	Jumlah anggota komite audit
47	Latar belakang komite audit
48	Kegiatan komite audit
49	Deskripsi penerapan corporate governance

Lampiran 6. Statistik Deskriptif

		Statistics				
		Biaya Modal	Manajemen Laba	Pengungkapan Sukarela	Corporate Governance	Informasi Asimetri
N	Valid	109	109	109	109	109
	Missing	0	0	0	0	0
Mean		.05452	-.02433	.47107	.37500	.99804
Median		.03478	-.02829	.46939	.41162	.99908
Std. Deviation		.154438	.072818	.100215	.113647	.007234
Minimum		.400	-.164	.224	.220	.973
Maximum		.415	.284	.735	.600	1.010

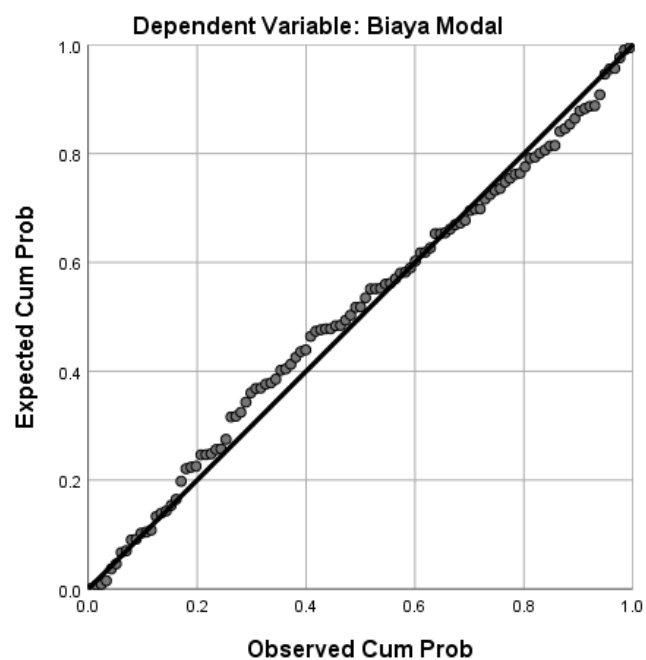
Lampiran 7. Uji Normalitas

Model 1

One-Sample Kolmogorov-Smirnov Test

		Unstandardized Residual
N		109
Normal Parameters ^{a,b}	Mean	.0000000
	Std. Deviation	.14626550
Most Extreme Differences	Absolute	.067
	Positive	.050
	Negative	-.067
Test Statistic		.067
Asymp. Sig. (2-tailed)		.200 ^{c,d}

Normal P-P Plot of Regression Standardized Residual

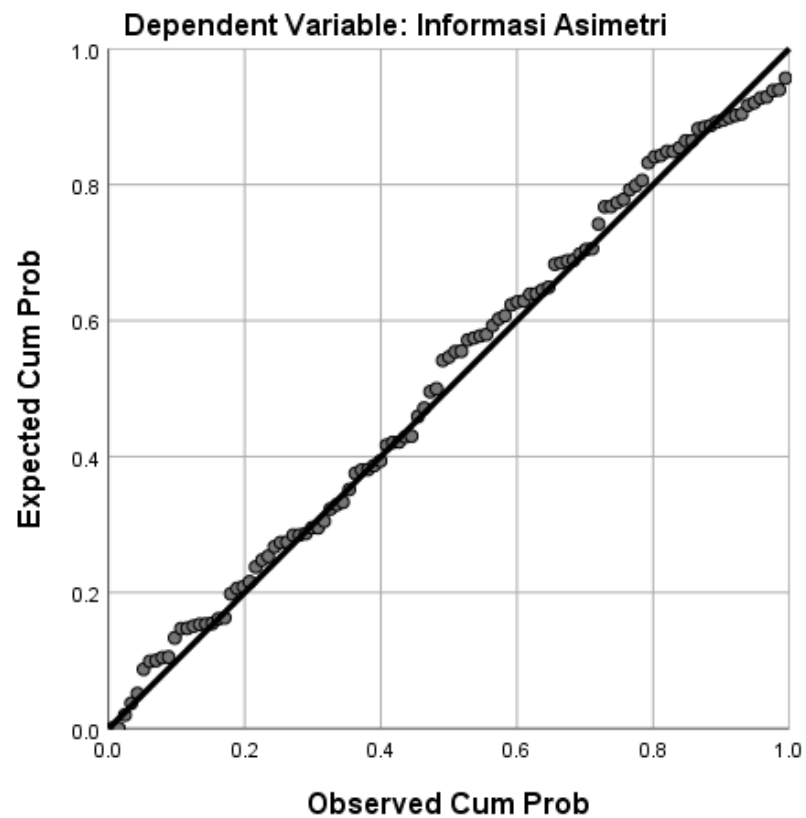


Model 2

One-Sample Kolmogorov-Smirnov Test

		Unstandardized Residual
N		109
Normal Parameters ^{a,b}	Mean	.0000000
	Std. Deviation	.00690103
Most Extreme Differences	Absolute	.056
	Positive	.049
	Negative	-.056
Test Statistic		.056
Asymp. Sig. (2-tailed)		.200 ^{c,d}

Normal P-P Plot of Regression Standardized Residual



Lampiran 8. Uji Multikolonieritas

Model 1

Coefficients^a

Model		Collinearity Statistics	
		Tolerance	VIF
1	(Constant)		
	Manajemen Laba	.995	1.005
	Pengungkapan Sukarela	.920	1.087
	Corporate Governance	.970	1.030
	Informasi Asimetri	.910	1.099

a. Dependent Variable: Biaya Modal

Model 2

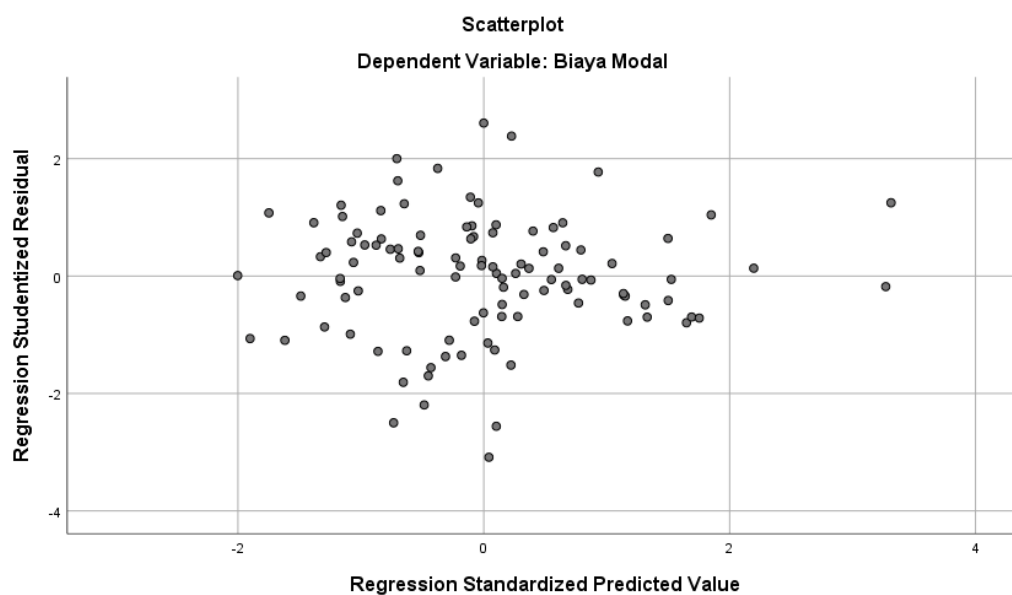
Coefficients^a

Model		Collinearity Statistics	
		Tolerance	VIF
1	(Constant)		
	Manajemen Laba	.997	1.003
	Pengungkapan Sukarela	.984	1.017
	Corporate Governance	.987	1.013

a. Dependent Variable: Informasi Asimetri

Lampiran 9. Uji Heteroskedastisitas

Model 1

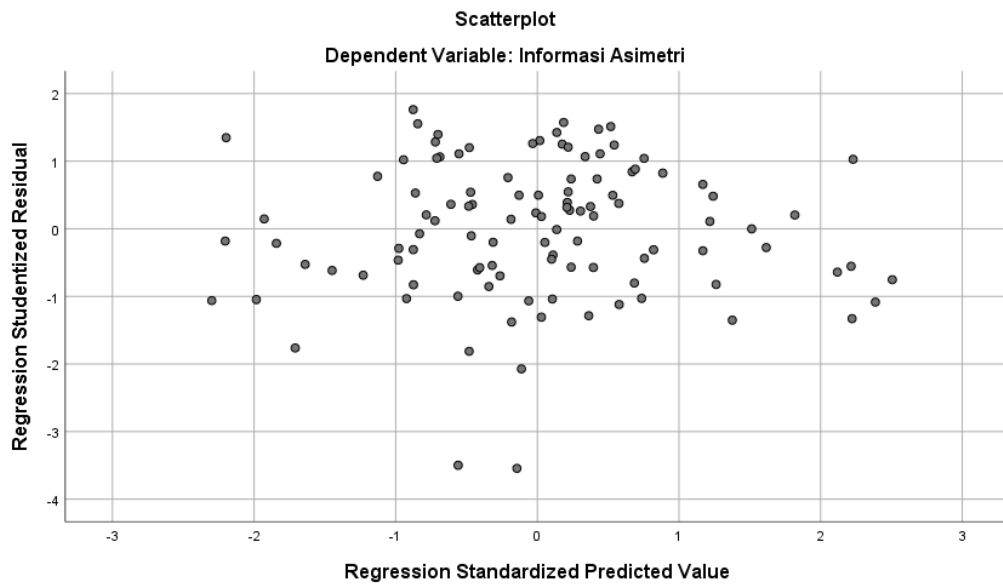


Coefficients^a

Model		Unstandardized Coefficients		Standardized Coefficients	t	Sig.
		B	Std. Error	Beta		
1	(Constant)	-25.085	47.149		-.532	.596
	Manajemen Laba	-5.769	4.432	-.125	-1.302	.196
	Pengungkapan Sukarela	-4.302	3.349	-.129	-1.285	.202
	Corporate Governance	3.052	2.875	.103	1.061	.291
	Informasi Asimetri	20.193	46.646	.044	.433	.666

a. Dependent Variable: LN_Res1

Model 2



Coefficients^a

Model		Unstandardized Coefficients		Standardized Coefficients	t	Sig.
		B	Std. Error	Beta		
1	(Constant)	-12.180	1.174		-10.373	.000
	Manajemen Laba	-.524	2.824	-.018	-.186	.853
	Pengungkapan Sukarela	-.662	2.065	-.031	-.321	.749
	Corporate Governance	3.357	1.818	.178	1.846	.068

a. Dependent Variable: LN_Res2

Lampiran 10. Uji Autokorelasi

Model 1

Model Summary^b

Model	R	R Square	Adjusted R Square	Std. Error of the Estimate	Durbin-Watson
1	.277 ^a	.077	.041	.148057	1.838

a. Predictors: (Constant), Lag_ml, Lag_IA, Lag_cg, Lag_ps

b. Dependent Variable: Biaya Modal

Model 2

Model Summary^b

Model	R	R Square	Adjusted R Square	Std. Error of the Estimate	Durbin-Watson
1	.300 ^a	.090	.064	.006999	1.854

a. Predictors: (Constant), Corporate Governance, Manajemen Laba, Pengungkapan Sukarela

b. Dependent Variable: Informasi Asimetri

Lampiran 11. Analisis Regresi Linier Berganda

Model 1

Coefficients^a

Model		Unstandardized Coefficients		Standardized Coefficients	t	Sig.
		B	Std. Error	Beta		
1	(Constant)	3.295	2.101		1.568	.120
	Manajemen Laba	.610	.197	.288	3.090	.003
	Pengungkapan Sukarela	.100	.149	.065	.668	.506
	Corporate Governance	-.076	.128	-.056	-.595	.553
	Informasi Asimetri	-3.173	2.078	-.149	-1.527	.130

a. Dependent Variable: Biaya Modal

Model 2

Coefficients^a

Model		Unstandardized Coefficients		Standardized Coefficients	t	Sig.
		B	Std. Error	Beta		
1	(Constant)	1.010	.004		262.194	.000
	Manajemen Laba	.004	.009	.039	.419	.676
	Pengungkapan Sukarela	-.018	.007	-.253	-2.700	.008
	Corporate Governance	-.008	.006	-.125	-1.331	.186

a. Dependent Variable: Informasi Asimetri

Lampiran 12. Uji Koefisien Determinasi (R^2)

Model 1

Model Summary^b

Model	R	R Square	Adjusted R Square	Std. Error of the Estimate	Durbin-Watson
1	.321 ^a	.103	.069	.149052	1.749

a. Predictors: (Constant), Informasi Asimetri, Manajemen Laba, Corporate Governance, Pengungkapan Sukarela

b. Dependent Variable: Biaya Modal

Model 2

Model Summary^b

Model	R	R Square	Adjusted R Square	Std. Error of the Estimate	Durbin-Watson
1	.300 ^a	.090	.064	.006999	1.854

a. Predictors: (Constant), Corporate Governance, Manajemen Laba, Pengungkapan Sukarela

b. Dependent Variable: Informasi Asimetri

Lampiran 13. Uji Simultan (Uji F)

Model 1

ANOVA^a

Model		Sum of Squares	df	Mean Square	F	Sig.
1	Regression	.265	4	.066	2.987	.022 ^b
	Residual	2.311	104	.022		
	Total	2.576	108			

a. Dependent Variable: Biaya Modal

b. Predictors: (Constant), Informasi Asimetri, Manajemen Laba, Corporate Governance, Pengungkapan Sukarela

Model 2**ANOVA^a**

Model		Sum of Squares	df	Mean Square	F	Sig.
1	Regression	.001	3	.000	3.455	.019 ^b
	Residual	.005	105	.000		
	Total	.006	108			

a. Dependent Variable: Informasi Asimetri

b. Predictors: (Constant), Corporate Governance, Manajemen Laba, Pengungkapan Sukarela

Lampiran 14. Uji Parsial (Uji t)**Model 1****Coefficients^a**

Model		Unstandardized Coefficients		Standardized Coefficients	t	Sig.
		B	Std. Error	Beta		
1	(Constant)	3.295	2.101		1.568	.120
	Manajemen Laba	.610	.197	.288	3.090	.003
	Pengungkapan Sukarela	.100	.149	.065	.668	.506
	Corporate Governance	-.076	.128	-.056	-.595	.553
	Informasi Asimetri	-3.173	2.078	-.149	-1.527	.130

a. Dependent Variable: Biaya Modal

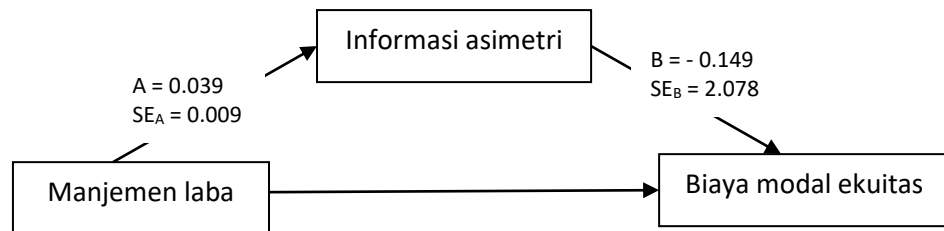
Model 2**Coefficients^a**

Model		Unstandardized Coefficients		Standardized Coefficients	t	Sig.
		B	Std. Error	Beta		
1	(Constant)	1.010	.004		262.194	.000
	Manajemen Laba	.004	.009	.039	.419	.676
	Pengungkapan Sukarela	-.018	.007	-.253	-2.700	.008
	Corporate Governance	-.008	.006	-.125	-1.331	.186

a. Dependent Variable: Informasi Asimetri

Lampiran 15. Uji Sobel Test

Variabel Independen : Manajemen Laba

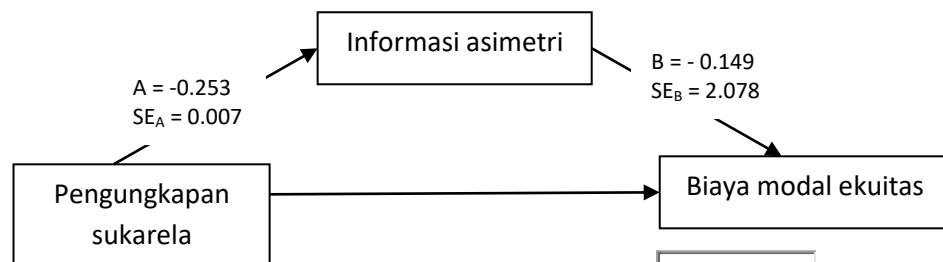


A:
B:
SE_A:
SE_B:

Sobel test statistic:-0.07169375
One-tailed probability:0.47142282
Two-tailed probability:0.94284563

Calculate!

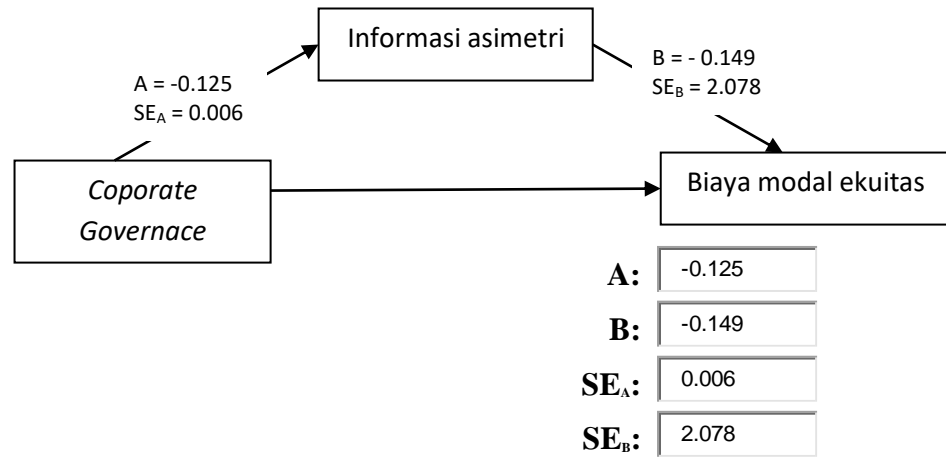
Variabel Independen : Pengungkapan Sukarela



A:
B:
SE_A:
SE_B:

Sobel test statistic:0.07170342
One-tailed probability:0.47141897
Two-tailed probability:0.94283793

Calculate!

Variabel Independen : *Corporate Governance*

Sobel test statistic: 0.07170314
One-tailed probability: 0.47141908
Two-tailed probability: 0.94283816

Calculate!