

# LAMPIRAN

**Lampiran 1 Daftar Perusahaan**

<b>No</b>	<b>KODE</b>	<b>Nama Perusahaan</b>
1	ADES	Akasha Wira International Tbk
2	AKPI	Argha Karya Prima Tbk
3	AKRA	AKR Corporindo Tbk
4	ARNA	Arwana Citramulia Tbk
5	ASGR	Astra Graphia Tbk
6	AUTO	Astra Otoparts Tbk
7	GGRM	Gudang Garam Tbk
8	HMSP	HM Sampoerna Tbk
9	ICBP	Indofood CBP Sukses M. Tbk
10	IMPC	Impack Pratama Industri Tbk
11	INAI	Indal Alumindo Industry Tbk
12	INCI	Intanwijaya International Tbk
13	INDS	Indospring Tbk
14	INDF	Indofood Sukses Makmur Tbk
15	INTP	Indocement Tunggul Perkasa Tbk
16	JECC	Jembo Cable Company Tbk
17	KBLI	KMI Wire and Cable Tbk
18	KLBF	Kalbe Farma Tbk
19	LMSH	Lionmesh Prima Tbk
20	LTLS	Lautan Luas Tbk
21	MTDL	Metrodata Electronics Tbk
22	MYOR	Mayora Indah Tbk
23	PYFA	Pyridan Farma Tbk
24	RICY	Ricky Putra Globalindo Tbk
25	SCCO	Supreme Cable Manufact Tbk
26	SKLT	Sekar Laut Tbk
27	SMGR	Semen Indonesia Tbk
28	SMSM	Selamat Sempurna Tbk
29	SRSN	Indo Acidatama Tbk
30	TBLA	Tunas Baru Lampung Tbk
31	TIRT	Tirta Mahakam Resources Tbk
32	ULTJ	Ultrajaya Milk Industri Tbk
33	UNTR	United Tractors Tbk

## Lampiran 2 Daftar Tabulasi Perusahaan Tahun 2015-2017

No	KODE	Nama Perusahaan	CR	DAR	ROA	SIZE	ICR
1	ADES	Akasha Wira International Tbk	1.3860	0.4973	0.0503	13.3897	4.4446
2	AKPI	Argha Karya Prima Tbk	1.0306	0.6158	0.0096	21.7821	1.6043
3	AKRA	AKR Corporindo Tbk	1.4956	0.5207	0.0696	23.4448	5.4423
4	ARNA	Arwana Citramulia Tbk	1.0207	0.3747	0.0498	27.9892	14.3237
5	ASGR	Astra Graphia Tbk	2.0875	0.4144	0.1465	14.4089	31.9859
6	AUTO	Astra Otoparts Tbk	1.3229	0.2926	0.0225	16.4785	2.5603
7	GGRM	Gudang Garam Tbk	1.7704	0.4015	0.1016	17.9666	6.0404
8	HMSP	HM Sampoerna Tbk	6.5674	0.1577	0.2726	17.4534	511.7216
9	ICBP	Indofood CBP Sukses M. Tbk	2.3260	0.3830	0.1101	17.0949	15.9937
10	IMPC	Impack Pratama Industri Tbk	2.2713	0.3452	0.0775	28.1470	3.4605
11	INAI	Indal Alumindo Industry Tbk	1.0035	0.8197	0.0215	27.9164	1.2777
12	INCI	Intanwijaya International Tbk	9.6773	0.0914	0.1000	25.8564	290.4471
13	INDS	Indospring Tbk	2.2313	0.2486	0.0008	28.5687	0.1113
14	INDF	Indofood Sukses Makmur Tbk	1.7053	0.5304	0.0404	18.3355	3.2345
15	INTP	Indocement Tunggal Perkasa Tbk	4.8866	0.1365	0.1576	17.1347	212.6578
16	JECC	Jembo Cable Company Tbk	1.0501	0.7293	0.0018	21.0296	0.2154
17	KBLI	KMI Wire and Cable Tbk	2.8476	0.3380	0.0743	28.0704	7.4252
18	KLBF	Kalbe Farma Tbk	0.3698	0.2014	0.1502	30.2482	273.2275
19	LMSH	Lionmesh Prima Tbk	8.0889	0.1595	0.0145	25.6195	7.7443
20	LTLS	Lautan Luas Tbk	0.9714	0.6997	0.0063	15.5007	0.4153
21	MTDL	Metrodata Electronics Tbk	1.7520	0.5570	0.0934	15.0673	7.8327
22	MYOR	Mayora Indah Tbk	2.3653	0.5420	0.1102	30.0596	4.3325
23	PYFA	Pyridan Farma Tbk	1.9912	0.3672	0.0193	25.7981	1.9230
24	RICY	Ricky Putra Globalindo Tbk	1.1856	0.6661	0.0112	27.8118	0.4203
25	SCCO	Supreme Cable Manufact Tbk	1.6858	0.4798	0.0897	28.2038	4.7897
26	SKLT	Sekar Laut Tbk	1.1925	0.5968	0.0726	26.6558	3.2102
27	SMGR	Semen Indonesia Tbk	1.5970	0.2808	0.1186	24.3649	15.8131
28	SMSM	Selamat Sempurna Tbk	2.3938	0.3513	0.2078	14.6131	32.4017
29	SRSN	Indo Acidatama Tbk	2.1671	0.4076	0.0270	20.1683	1.3990
30	TBLA	Tunas Baru Lampung Tbk	1.1554	0.6899	0.0216	16.0438	1.7996
31	TIRT	Tirta Mahakam Resources Tbk	1.0851	0.8805	0.0011	27.3607	0.0413
32	ULTJ	Ultrajaya Milk Industri Tbk	3.7455	0.2097	0.1478	28.8951	1167.8585
33	UNTR	United Tractors Tbk	2.1477	0.3640	0.0452	17.9380	12.9544
34	ADES	Akasha Wira International Tbk	1.6351	0.4992	0.0729	13.5509	3.8770
35	AKPI	Argha Karya Prima Tbk	1.1288	0.5718	0.0200	21.6849	2.8787
36	AKRA	AKR Corporindo Tbk	1.2709	0.4900	0.0661	23.4852	5.4987
37	ARNA	Arwana Citramulia Tbk	1.3488	0.3856	0.0592	28.0649	7.5942
38	ASGR	Astra Graphia Tbk	2.4522	0.3233	0.1480	14.3598	35.3246
39	AUTO	Astra Otoparts Tbk	1.5051	0.2789	0.0331	16.4974	5.4458
40	GGRM	Gudang Garam Tbk	1.9379	0.3715	0.1060	17.9579	7.4995
41	HMSP	HM Sampoerna Tbk	5.2341	0.1960	0.3002	17.5652	47784.9635
42	ICBP	Indofood CBP Sukses M. Tbk	2.4068	0.3599	0.1256	17.1794	28.5708
43	IMPC	Impack Pratama Industri Tbk	3.7723	0.4577	0.0548	28.4616	3.6563
44	INAI	Indal Alumindo Industry Tbk	1.0029	0.8073	0.0266	27.9230	1.8660
45	INCI	Intanwijaya International Tbk	7.1273	0.0985	0.0371	26.3193	150.1164
46	INDS	Indospring Tbk	3.0327	0.1652	0.0200	28.5382	2.0081
47	INDF	Indofood Sukses Makmur Tbk	1.5081	0.4653	0.0641	18.2244	4.6916
48	INTP	Indocement Tunggal Perkasa Tbk	4.5250	0.1331	0.1284	17.2217	350.7045
49	JECC	Jembo Cable Company Tbk	1.1402	0.7037	0.0834	21.1852	4.0175
50	KBLI	KMI Wire and Cable Tbk	3.4106	0.2939	0.1787	28.2577	22.9607

51	KLBF	Kalbe Farma Tbk	4.1311	0.1814	0.1544	30.3540	172.8086
52	LMSH	Lionmesh Prima Tbk	2.7701	0.2795	0.0384	25.8160	37.1520
53	LTLS	Lautan Luas Tbk	0.9839	0.7033	0.0204	15.5486	0.9354
54	MTDL	Metrodata Electronics Tbk	1.8532	0.5229	0.0833	15.1703	9.8839
55	MYOR	Mayora Indah Tbk	1.9536	0.5152	0.1075	30.1900	5.1741
56	PYFA	Pyridan Farma Tbk	0.2191	0.3684	0.0308	25.8416	2.2165
57	RICY	Ricky Putra Globalindo Tbk	1.1487	0.6799	0.0109	27.8846	0.3808
58	SCCO	Supreme Cable Manufact Tbk	1.6895	0.5019	0.1390	28.5271	14.4759
59	SKLT	Sekar Laut Tbk	1.3153	0.4788	0.0363	27.0658	2.8734
60	SMGR	Semen Indonesia Tbk	1.2725	0.3087	0.1025	24.5126	13.9882
61	SMSM	Selamat Sempurna Tbk	2.8603	0.2992	0.2227	14.6285	52.5473
62	SRSN	Indo Acidatama Tbk	1.7426	0.4394	0.0154	20.3908	0.0926
63	TBLA	Tunas Baru Lampung Tbk	1.1036	0.7285	0.0493	16.3490	3.3595
64	TIRT	Tirta Mahakam Resources Tbk	1.1250	0.8446	0.0355	27.4277	1.7180
65	ULTJ	Ulltrajaya Milk Industri Tbk	4.8436	0.1769	0.1674	15.2599	3271.8702
66	UNTR	United Tractors Tbk	2.2988	0.3339	0.0798	17.9743	13.7144
67	ADES	Akasha Wira International Tbk	1.2015	0.4966	0.0455	13.6414	2.2944
68	AKPI	Argha Karya Prima Tbk	1.0434	0.5896	0.0049	21.7332	1.4015
69	AKRA	AKR Corporindo Tbk	1.6238	0.4633	0.0775	23.5460	5.8931
70	ARNA	Arwana Citramulia Tbk	1.6262	0.3572	0.0763	28.1019	9.2582
71	ASGR	Astra Graphia Tbk	1.8480	0.4522	0.1066	14.6959	36.8141
72	AUTO	Astra Otoparts Tbk	1.7191	0.2712	0.0371	16.5076	9.4092
73	GGRM	Gudang Garam Tbk	1.9355	0.3681	0.1162	18.0166	13.0336
74	HMSP	HM Sampoerna Tbk	5.2723	0.2093	0.2937	17.5800	15514.0551
75	ICBP	Indofood CBP Sukses M. Tbk	2.4283	0.3572	0.1121	17.2693	40.7737
76	IMPC	Impack Pratama Industri Tbk	3.6056	0.4418	0.0401	28.4535	1.4575
77	INAI	Indal Alumindo Industry Tbk	0.9925	0.7715	0.0318	27.8249	1.5020
78	INCI	Intanwijaya International Tbk	4.1624	0.1166	0.0545	26.4396	170.0104
79	INDS	Indospring Tbk	5.1254	0.1190	0.0467	28.5208	22.1706
80	INDF	Indofood Sukses Makmur Tbk	1.5027	0.4683	0.0585	18.2922	5.4870
81	INTP	Indocement Tunggal Perkasa Tbk	3.7031	0.1492	0.0644	17.1781	162.3493
82	JECC	Jembo Cable Company Tbk	1.0608	0.7161	0.0432	21.3797	2.3154
83	KBLI	KMI Wire and Cable Tbk	1.9744	0.4071	0.1191	28.7342	18.8553
84	KLBF	Kalbe Farma Tbk	4.5094	0.1638	0.1476	30.4414	124.5465
85	LMSH	Lionmesh Prima Tbk	4.2819	0.1957	0.0805	25.8057	26.1448
86	LTLS	Lautan Luas Tbk	0.9770	0.6757	0.0318	15.5681	1.6623
87	MTDL	Metrodata Electronics Tbk	1.9974	0.4845	0.0876	15.2674	26.5625
88	MYOR	Mayora Indah Tbk	2.7482	0.5069	0.1093	30.3334	5.6520
89	PYFA	Pyridan Farma Tbk	3.5228	0.3178	0.0447	25.7957	1.8242
90	RICY	Ricky Putra Globalindo Tbk	1.1885	0.6870	0.0120	27.9491	0.3990
91	SCCO	Supreme Cable Manufact Tbk	1.7421	0.3204	0.0672	29.0209	13.4292
92	SKLT	Sekar Laut Tbk	1.2631	0.5166	0.0361	27.1789	1.7604
93	SMGR	Semen Indonesia Tbk	1.5678	0.3783	0.0417	24.6143	3.6308
94	SMSM	Selamat Sempurna Tbk	3.7391	0.2518	0.2273	14.7089	99.5494
95	SRSN	Indo Acidatama Tbk	2.1317	0.3634	0.0271	20.2967	0.8475
96	TBLA	Tunas Baru Lampung Tbk	1.1091	0.7148	0.0680	16.4563	3.1486
97	TIRT	Tirta Mahakam Resources Tbk	1.1483	0.8559	0.0012	27.4794	0.1040
98	ULTJ	Ulltrajaya Milk Industri Tbk	4.1919	0.1886	0.1372	15.4617	1859.1141
99	UNTR	United Tractors Tbk	1.8044	0.4221	0.0933	18.2254	12.0334

**Tabulasi Likuiditas Tahun 2015**

<b>No.</b>	<b>Kode</b>	<b>Nama Perusahaan</b>	<b>Asset Lancar</b>	<b>Hutang Lancar</b>	<b>CR</b>
1	ADES	Akasha Wira International Tbk	276323	199364	1.3860
2	AKPI	Argha Karya Prima Tbk	1015820277	985625515	1.0306
3	AKRA	AKR Corporindo Tbk	7285598874	4871402133	1.4956
4	ARNA	Arwana Citramulia Tbk	509178006986	498857920866	1.0207
5	ASGR	Astra Graphia Tbk	1436237	688006	2.0875
6	AUTO	Astra Otoparts Tbk	4796770	3625907	1.3229
7	GGRM	Gudang Garam Tbk	42568431	24045086	1.7704
8	HMSP	HM Sampoerna Tbk	29807330	4538674	6.5674
9	ICBP	Indofood CBP Sukses M. Tbk	13961500	6002344	2.3260
10	IMPC	Impack Pratama Industri Tbk	897761062659	395268030783	2.2713
11	INAI	Indal Alumindo Industry Tbk	955465955552	952130242797	1.0035
12	INCI	Intanwijaya International Tbk	107268622816	11084537386	9.6773
13	INDS	Indospring Tbk	992929224058	445006853182	2.2313
14	INDF	Indofood Sukses Makmur Tbk	42816745	25107538	1.7053
15	INTP	Indocement Tunggal Perkasa Tbk	13133854	2687743	4.8866
16	JECC	Jembo Cable Company Tbk	927492569	883284008	1.0501
17	KBLI	KMI Wire and Cable Tbk	961562673606	337673717786	2.8476
18	KLBF	Kalbe Farma Tbk	874849160870	2365880490863	0.3698
19	LMSH	Lionmesh Prima Tbk	89126109044	11018274023	8.0889
20	LTLS	Lautan Luas Tbk	2649202	2727244	0.9714
21	MTDL	Metrodata Electronics Tbk	3133192	1788359	1.7520
22	MYOR	Mayora Indah Tbk	7454347029087	3151495162694	2.3653
23	PYFA	Pyridan Farma Tbk	72745997374	36534059349	1.9912
24	RICY	Ricky Putra Globalindo Tbk	851477572604	718198051081	1.1856
25	SCCO	Supreme Cable Manufact Tbk	1380917436620	819137955839	1.6858
26	SKLT	Sekar Laut Tbk	189758915421	159132842277	1.1925
27	SMGR	Semen Indonesia Tbk	10538703910	6599189622	1.5970
28	SMSM	Selamat Sempurna Tbk	1368558	571712	2.3938
29	SRSN	Indo Acidatama Tbk	440739212	203379900	2.1671
30	TBLA	Tunas Baru Lampung Tbk	3128687	2707963	1.1554
31	TIRT	Tirta Mahakam Resources Tbk	520354993692	479533182534	1.0851
32	ULTJ	Ulltrajaya Milk Industri Tbk	2103565054627	561628179393	3.7455
33	UNTR	United Tractors Tbk	39259708	18280285	2.1477

### Tabulasi Likuiditas Tahun 2016

No.	Kode	Nama Perusahaan	Asset Lancar	Hutang Lancar	CR
1	ADES	Akasha Wira International Tbk	319614	195466	1.6351
2	AKPI	Argha Karya Prima Tbk	870146141	770887902	1.1288
3	AKRA	AKR Corporindo Tbk	7391379002	5815707526	1.2709
4	ARNA	Arwana Citramulia Tbk	642892045913	476631150825	1.3488
5	ASGR	Astra Graphia Tbk	1241982	506475	2.4522
6	AUTO	Astra Otoparts Tbk	4903902	3258146	1.5051
7	GGRM	Gudang Garam Tbk	41933173	21638565	1.9379
8	HMSP	HM Sampoerna Tbk	33647496	6428478	5.2341
9	ICBP	Indofood CBP Sukses M. Tbk	15571362	6469785	2.4068
10	IMPC	Impack Pratama Industri Tbk	1261952056094	334534009282	3.7723
11	INAI	Indal Alumindo Industry Tbk	974282450341	971422099001	1.0029
12	INCI	Intanwijaya International Tbk	145540638781	20420038273	7.1273
13	INDS	Indospring Tbk	981694103645	323699362103	3.0327
14	INDF	Indofood Sukses Makmur Tbk	28985443	19219441	1.5081
15	INTP	Indocement Tunggal Perkasa Tbk	14424622	3187742	4.5250
16	JECC	Jembo Cable Company Tbk	1131735197	992544784	1.1402
17	KBLI	KMI Wire and Cable Tbk	1223453184817	358715994083	3.4106
18	KLBF	Kalbe Farma Tbk	9572529767897	2317161787100	4.1311
19	LMSH	Lionmesh Prima Tbk	98274709046	35476763264	2.7701
20	LTLS	Lautan Luas Tbk	2633477	2676623	0.9839
21	MTDL	Metrodata Electronics Tbk	3358766	1812433	1.8532
22	MYOR	Mayora Indah Tbk	8739782750141	4473628322956	1.9536
23	PYFA	Pyridan Farma Tbk	83106443468	379335679338	0.2191
24	RICY	Ricky Putra Globalindo Tbk	943936823539	821755111705	1.1487
25	SCCO	Supreme Cable Manufact Tbk	2019188845621	1195158412670	1.6895
26	SKLT	Sekar Laut Tbk	222686872602	169302583936	1.3153
27	SMGR	Semen Indonesia Tbk	10373158827	8151673428	1.2725
28	SMSM	Selamat Sempurna Tbk	1454387	508482	2.8603
29	SRSN	Indo Acidatama Tbk	481542567	276341289	1.7426
30	TBLA	Tunas Baru Lampung Tbk	5058143	4583285	1.1036
31	TIRT	Tirta Mahakam Resources Tbk	558602090736	496551611099	1.1250
32	ULTJ	Ultrajaya Milk Industri Tbk	2874822	593526	4.8436
33	UNTR	United Tractors Tbk	42197323	18355948	2.2988

### Tabulasi Likuiditas Tahun 2017

No.	Kode	Nama Perusahaan	Asset Lancar	Hutang Lancar	CR
1	ADES	Akasha Wira International Tbk	294244	244888	1.2015
2	AKPI	Argha Karya Prima Tbk	1003030428	961284302	1.0434
3	AKRA	AKR Corporindo Tbk	8816349100	5429491457	1.6238
4	ARNA	Arwana Citramulia Tbk	740190524246	455152838360	1.6262
5	ASGR	Astra Graphia Tbk	1902849	1029675	1.8480
6	AUTO	Astra Otoparts Tbk	5228541	3041502	1.7191
7	GGRM	Gudang Garam Tbk	43764490	22611042	1.9355
8	HMSM	HM Sampoerna Tbk	34180353	6482969	5.2723
9	ICBP	Indofood CBP Sukses M. Tbk	16579331	6827588	2.4283
10	IMPC	Impack Pratama Industri Tbk	1200668597438	333004593743	3.6056
11	INAI	Indal Alumindo Industry Tbk	860749259575	867251288494	0.9925
12	INCI	Intanwijaya International Tbk	118743367562	28527518002	4.1624
13	INDS	Indospring Tbk	1044177985635	203724817070	5.1254
14	INDF	Indofood Sukses Makmur Tbk	32515399	21637763	1.5027
15	INTP	Indocement Tunggul Perkasa Tbk	12883074	3479024	3.7031
16	JECC	Jembo Cable Company Tbk	1294457697	1220226620	1.0608
17	KBLI	KMI Wire and Cable Tbk	1843100256808	933490170009	1.9744
18	KLBF	Kalbe Farma Tbk	10043950500578	2227336011715	4.5094
19	LMSH	Lionmesh Prima Tbk	89570023525	20918453456	4.2819
20	LTLS	Lautan Luas Tbk	2577729	2638368	0.9770
21	MTDL	Metrodata Electronics Tbk	3697416	1851160	1.9974
22	MYOR	Mayora Indah Tbk	10674199571313	3884051319005	2.7482
23	PYFA	Pyridan Farma Tbk	78364312306	22245115479	3.5228
24	RICY	Ricky Putra Globalindo Tbk	1037820994280	873224844013	1.1885
25	SCCO	Supreme Cable Manufact Tbk	2171012758933	1246236997513	1.7421
26	SKLT	Sekar Laut Tbk	267129479669	211493160519	1.2631
27	SMGR	Semen Indonesia Tbk	13801818533	8803577054	1.5678
28	SMSM	Selamat Sempurna Tbk	1570110	419913	3.7391
29	SRSN	Indo Acidatama Tbk	422532126	198217020	2.1317
30	TBLA	Tunas Baru Lampung Tbk	5143894	4637979	1.1091
31	TIRT	Tirta Mahakam Resources Tbk	589913892673	513715444072	1.1483
32	ULTJ	Ultrajaya Milk Industri Tbk	3439990	820625	4.1919
33	UNTR	United Tractors Tbk	51202200	28376562	1.8044

**Tabulasi Leverage Tahun 2015**

No.	Kode	Nama Perusahaan	Total Hutang	Total Asset	DAR
1	ADES	Akasha Wira International Tbk	324855	653224	0.4973
2	AKPI	Argha Karya Prima Tbk	1775577239	2883143132	0.6158
3	AKRA	AKR Corporindo Tbk	7916954220	15203129563	0.5207
4	ARNA	Arwana Citramulia Tbk	536050998398	1430779475454	0.3747
5	ASGR	Astra Graphia Tbk	750140	1810083	0.4144
6	AUTO	Astra Otoparts Tbk	4195684	14339110	0.2926
7	GGRM	Gudang Garam Tbk	25497504	63505413	0.4015
8	HMSP	HM Sampoerna Tbk	5994664	38010724	0.1577
9	ICBP	Indofood CBP Sukses M. Tbk	10173713	26560624	0.3830
10	IMPC	Impack Pratama Industri Tbk	578352730206	1675232685157	0.3452
11	INAI	Indal Alumindo Industry Tbk	1090438393880	1330259296537	0.8197
12	INCI	Intanwijaya International Tbk	15494757317	169546066314	0.0914
13	INDS	Indospring Tbk	634889428231	2553928346219	0.2486
14	INDF	Indofood Sukses Makmur Tbk	48709933	91831526	0.5304
15	INTP	Indocement Tunggul Perkasa Tbk	3772410	27638360	0.1365
16	JECC	Jembo Cable Company Tbk	990707822	1358464081	0.7293
17	KBLI	KMI Wire and Cable Tbk	524437909934	1551799840976	0.3380
18	KLBF	Kalbe Farma Tbk	2758131396170	13696417381439	0.2014
19	LMSH	Lionmesh Prima Tbk	21341373897	133782751041	0.1595
20	LTLS	Lautan Luas Tbk	3773710	5393330	0.6997
21	MTDL	Metrodata Electronics Tbk	1947590	3496665	0.5570
22	MYOR	Mayora Indah Tbk	6148255759035	11342715686221	0.5420
23	PYFA	Pyridan Farma Tbk	58729478032	159951537229	0.3672
24	RICY	Ricky Putra Globalindo Tbk	798114824380	1198193867892	0.6661
25	SCCO	Supreme Cable Manufact Tbk	850791824810	1773144328632	0.4798
26	SKLT	Sekar Laut Tbk	225066080248	377110748359	0.5968
27	SMGR	Semen Indonesia Tbk	10712320531	38153118932	0.2808
28	SMSM	Selamat Sempurna Tbk	779860	2220108	0.3513
29	SRSN	Indo Acidatama Tbk	233993478	574073314	0.4076
30	TBLA	Tunas Baru Lampung Tbk	6405298	9283775	0.6899
31	TIRT	Tirta Mahakam Resources Tbk	672006964821	763168027178	0.8805
32	ULTJ	Ulltrajaya Milk Industri Tbk	742490216326	3539995910248	0.2097
33	UNTR	United Tractors Tbk	22465074	61715399	0.3640



**Tabulasi Leverage Tahun 2016**

No.	Kode	Nama Perusahaan	Total Hutang	Total Asset	DAR
1	ADES	Akasha Wira International Tbk	383091	767479	0.4992
2	AKPI	Argha Karya Prima Tbk	1495874021	2615909190	0.5718
3	AKRA	AKR Corporindo Tbk	7756420389	15830740710	0.4900
4	ARNA	Arwana Citramulia Tbk	595128097887	1543216299146	0.3856
5	ASGR	Astra Graphia Tbk	557158	1723468	0.3233
6	AUTO	Astra Otoparts Tbk	4075716	14612274	0.2789
7	GGRM	Gudang Garam Tbk	23387406	62951634	0.3715
8	HMSP	HM Sampoerna Tbk	8333263	42508277	0.1960
9	ICBP	Indofood CBP Sukses M. Tbk	10401125	28901948	0.3599
10	IMPC	Impack Pratama Industri Tbk	1050386739011	2294677493483	0.4577
11	INAI	Indal Alumindo Industry Tbk	1081015810782	1339032413455	0.8073
12	INCI	Intanwijaya International Tbk	26524918593	269351381344	0.0985
13	INDS	Indospring Tbk	409208624907	2477272502538	0.1652
14	INDF	Indofood Sukses Makmur Tbk	38233092	82174515	0.4653
15	INTP	Indocement Tunggal Perkasa Tbk	4011877	30150580	0.1331
16	JECC	Jembo Cable Company Tbk	1116872234	1587210576	0.7037
17	KBLI	KMI Wire and Cable Tbk	550076575595	1871422416044	0.2939
18	KLBF	Kalbe Farma Tbk	2762162069572	15226009210657	0.1814
19	LMSH	Lionmesh Prima Tbk	45511700128	162828169250	0.2795
20	LTLS	Lautan Luas Tbk	3979344	5658360	0.7033
21	MTDL	Metrodata Electronics Tbk	2026722	3876021	0.5229
22	MYOR	Mayora Indah Tbk	6657165872077	12922421859142	0.5152
23	PYFA	Pyridan Farma Tbk	61554005181	167062795608	0.3684
24	RICY	Ricky Putra Globalindo Tbk	876184855001	1288683925066	0.6799
25	SCCO	Supreme Cable Manufact Tbk	1229514818362	2449935491586	0.5019
26	SKLT	Sekar Laut Tbk	272088644079	568239939951	0.4788
27	SMGR	Semen Indonesia Tbk	13652504525	44226895982	0.3087
28	SMSM	Selamat Sempurna Tbk	674685	2254740	0.2992
29	SRSN	Indo Acidatama Tbk	315096071	717149704	0.4394
30	TBLA	Tunas Baru Lampung Tbk	9176209	12596824	0.7285
31	TIRT	Tirta Mahakam Resources Tbk	689189375810	815997477795	0.8446
32	ULTJ	Ultrajaya Milk Industri Tbk	749967	4239200	0.1769
33	UNTR	United Tractors Tbk	21369286	63991229	0.3339

**Tabulasi Leverage Tahun 2017**

<b>No.</b>	<b>Kode</b>	<b>Nama Perusahaan</b>	<b>Total Hutang</b>	<b>Total Asset</b>	<b>DAR</b>
1	ADES	Akasha Wira International Tbk	417225	840236	0.4966
2	AKPI	Argha Karya Prima Tbk	1618713342	2745325833	0.5896
3	AKRA	AKR Corporindo Tbk	7793559184	16823208531	0.4633
4	ARNA	Arwana Citramulia Tbk	571946769034	1601346561573	0.3572
5	ASGR	Astra Graphia Tbk	1090688	2411872	0.4522
6	AUTO	Astra Otoparts Tbk	4003233	14762309	0.2712
7	GGRM	Gudang Garam Tbk	24572266	66759930	0.3681
8	HMSP	HM Sampoerna Tbk	9028078	43141063	0.2093
9	ICBP	Indofood CBP Sukses M. Tbk	11295184	31619514	0.3572
10	IMPC	Impack Pratama Industri Tbk	1005656523820	2276031922082	0.4418
11	INAI	Indal Alumindo Industry Tbk	936511874370	1213916545120	0.7715
12	INCI	Intanwijaya International Tbk	35408565186	303788390330	0.1166
13	INDS	Indospring Tbk	289798419319	2434617337849	0.1190
14	INDF	Indofood Sukses Makmur Tbk	41182764	87939488	0.4683
15	INTP	Indocement Tunggal Perkasa Tbk	4307169	28863676	0.1492
16	JECC	Jembo Cable Company Tbk	1380623870	1927985352	0.7161
17	KBLI	KMI Wire and Cable Tbk	1227014231702	3013760616985	0.4071
18	KLBF	Kalbe Farma Tbk	2722207633646	16616239416335	0.1638
19	LMSH	Lionmesh Prima Tbk	31541423763	161163426840	0.1957
20	LTLS	Lautan Luas Tbk	3898250	5769332	0.6757
21	MTDL	Metrodata Electronics Tbk	2069409	4271127	0.4845
22	MYOR	Mayora Indah Tbk	7561503434179	14915849800251	0.5069
23	PYFA	Pyridan Farma Tbk	50707930330	159563931041	0.3178
24	RICY	Ricky Putra Globalindo Tbk	944179416586	1374444788282	0.6870
25	SCCO	Supreme Cable Manufact Tbk	1286017105712	4014244589706	0.3204
26	SKLT	Sekar Laut Tbk	328714435982	636284210210	0.5166
27	SMGR	Semen Indonesia Tbk	18524450664	48963502966	0.3783
28	SMSM	Selamat Sempurna Tbk	615157	2443341	0.2518
29	SRSN	Indo Acidatama Tbk	237220555	652726454	0.3634
30	TBLA	Tunas Baru Lampung Tbk	10024540	14024486	0.7148
31	TIRT	Tirta Mahakam Resources Tbk	735476711731	859299056455	0.8559
32	ULTJ	Ulltrajaya Milk Industri Tbk	978185	5186940	0.1886
33	UNTR	United Tractors Tbk	34724168	82262093	0.4221

**Tabulasi Profitabilitas Tahun 2015**

<b>No.</b>	<b>Kode</b>	<b>Nama Perusahaan</b>	<b>EAT</b>	<b>Total Asset</b>	<b>ROA</b>
1	ADES	Akasha Wira International Tbk	32839	653224	0.0503
2	AKPI	Argha Karya Prima Tbk	27644714	2883143132	0.0096
3	AKRA	AKR Corporindo Tbk	1058741020	15203129563	0.0696
4	ARNA	Arwana Citramulia Tbk	71209943348	1430779475454	0.0498
5	ASGR	Astra Graphia Tbk	265120	1810083	0.1465
6	AUTO	Astra Otoparts Tbk	322701	14339110	0.0225
7	GGRM	Gudang Garam Tbk	6452834	63505413	0.1016
8	HMSP	HM Sampoerna Tbk	10363308	38010724	0.2726
9	ICBP	Indofood CBP Sukses M. Tbk	2923148	26560624	0.1101
10	IMPC	Impack Pratama Industri Tbk	129759075975	1675232685157	0.0775
11	INAI	Indal Alumindo Industry Tbk	28615673167	1330259296537	0.0215
12	INCI	Intanwijaya International Tbk	16960660023	169546066314	0.1000
13	INDS	Indospring Tbk	1933819152	2553928346219	0.0008
14	INDF	Indofood Sukses Makmur Tbk	3709501	91831526	0.0404
15	INTP	Indocement Tunggal Perkasa Tbk	4356661	27638360	0.1576
16	JECC	Jembo Cable Company Tbk	2464669	1358464081	0.0018
17	KBLI	KMI Wire and Cable Tbk	115371098970	1551799840976	0.0743
18	KLBF	Kalbe Farma Tbk	2057694281873	13696417381439	0.1502
19	LMSH	Lionmesh Prima Tbk	1944443395	133782751041	0.0145
20	LTLS	Lautan Luas Tbk	34032	5393330	0.0063
21	MTDL	Metrodata Electronics Tbk	326634	3496665	0.0934
22	MYOR	Mayora Indah Tbk	1250233126560	11342715686221	0.1102
23	PYFA	Pyridan Farma Tbk	3087104465	159951537229	0.0193
24	RICY	Ricky Putra Globalindo Tbk	13465713464	1198193867892	0.0112
25	SCCO	Supreme Cable Manufact Tbk	159119646125	1773144328632	0.0897
26	SKLT	Sekar Laut Tbk	27376238223	377110748359	0.0726
27	SMGR	Semen Indonesia Tbk	4525441038	38153118932	0.1186
28	SMSM	Selamat Sempurna Tbk	461307	2220108	0.2078
29	SRSN	Indo Acidatama Tbk	15504788	574073314	0.0270
30	TBLA	Tunas Baru Lampung Tbk	200783	9283775	0.0216
31	TIRT	Tirta Mahakam Resources Tbk	865431603	763168027178	0.0011
32	ULTJ	Ultrajaya Milk Industri Tbk	523100215029	3539995910248	0.1478
33	UNTR	United Tractors Tbk	2792439	61715399	0.0452

**Tabulasi Profitabilitas Tahun 2016**

No.	Kode	Nama Perusahaan	EAT	Total Asset	ROA
1	ADES	Akasha Wira International Tbk	55951	767479	0.0729
2	AKPI	Argha Karya Prima Tbk	52393857	2615909190	0.0200
3	AKRA	AKR Corporindo Tbk	1046852086	15830740710	0.0661
4	ARNA	Arwana Citramulia Tbk	91375910975	1543216299146	0.0592
5	ASGR	Astra Graphia Tbk	255113	1723468	0.1480
6	AUTO	Astra Otoparts Tbk	483421	14612274	0.0331
7	GGRM	Gudang Garam Tbk	6672682	62951634	0.1060
8	HMSP	HM Sampoerna Tbk	12762229	42508277	0.3002
9	ICBP	Indofood CBP Sukses M. Tbk	3631301	28901948	0.1256
10	IMPC	Impack Pratama Industri Tbk	125823130775	2294677493483	0.0548
11	INAI	Indal Alumindo Industry Tbk	35552975244	1339032413455	0.0266
12	INCI	Intanwijaya International Tbk	9988836259	269351381344	0.0371
13	INDS	Indospring Tbk	49556367334	2477272502538	0.0200
14	INDF	Indofood Sukses Makmur Tbk	5266906	82174515	0.0641
15	INTP	Indocement Tunggal Perkasa Tbk	3870319	30150580	0.1284
16	JECC	Jembo Cable Company Tbk	132423161	1587210576	0.0834
17	KBLI	KMI Wire and Cable Tbk	334338838592	1871422416044	0.1787
18	KLBF	Kalbe Farma Tbk	2350884933551	15226009210657	0.1544
19	LMSH	Lionmesh Prima Tbk	6252814811	162828169250	0.0384
20	LTLS	Lautan Luas Tbk	115337	5658360	0.0204
21	MTDL	Metrodata Electronics Tbk	322877	3876021	0.0833
22	MYOR	Mayora Indah Tbk	1388676127665	12922421859142	0.1075
23	PYFA	Pyridan Farma Tbk	5146317041	167062795608	0.0308
24	RICY	Ricky Putra Globalindo Tbk	14033426519	1288683925066	0.0109
25	SCCO	Supreme Cable Manufact Tbk	340593630534	2449935491586	0.1390
26	SKLT	Sekar Laut Tbk	20646121074	568239939951	0.0363
27	SMGR	Semen Indonesia Tbk	4535036823	44226895982	0.1025
28	SMSM	Selamat Sempurna Tbk	502192	2254740	0.2227
29	SRSN	Indo Acidatama Tbk	11056051	717149704	0.0154
30	TBLA	Tunas Baru Lampung Tbk	621011	12596824	0.0493
31	TIRT	Tirta Mahakam Resources Tbk	28988504757	815997477795	0.0355
32	ULTJ	Ultrajaya Milk Industri Tbk	709826	4239200	0.1674
33	UNTR	United Tractors Tbk	5104477	63991229	0.0798

**Tabulasi Profitabilitas Tahun 2017**

<b>No.</b>	<b>Kode</b>	<b>Nama Perusahaan</b>	<b>EAT</b>	<b>Total Asset</b>	<b>ROA</b>
1	ADES	Akasha Wira International Tbk	38242	840236	0.0455
2	AKPI	Argha Karya Prima Tbk	13333970	2745325833	0.0049
3	AKRA	AKR Corporindo Tbk	1304600520	16823208531	0.0775
4	ARNA	Arwana Citramulia Tbk	122183909643	1601346561573	0.0763
5	ASGR	Astra Graphia Tbk	257225	2411872	0.1066
6	AUTO	Astra Otoparts Tbk	547781	14762309	0.0371
7	GGRM	Gudang Garam Tbk	7755347	66759930	0.1162
8	HMSP	HM Sampoerna Tbk	12670534	43141063	0.2937
9	ICBP	Indofood CBP Sukses M. Tbk	3543173	31619514	0.1121
10	IMPC	Impack Pratama Industri Tbk	91303491940	2276031922082	0.0401
11	INAI	Indal Alumindo Industry Tbk	38651704520	1213916545120	0.0318
12	INCI	Intanwijaya International Tbk	16554272131	303788390330	0.0545
13	INDS	Indospring Tbk	113639539901	2434617337849	0.0467
14	INDF	Indofood Sukses Makmur Tbk	5145063	87939488	0.0585
15	INTP	Indocement Tunggal Perkasa Tbk	1859818	28863676	0.0644
16	JECC	Jembo Cable Company Tbk	83355370	1927985352	0.0432
17	KBLI	KMI Wire and Cable Tbk	358974051474	3013760616985	0.1191
18	KLBF	Kalbe Farma Tbk	2453251410604	16616239416335	0.1476
19	LMSH	Lionmesh Prima Tbk	12967113850	161163426840	0.0805
20	LTLS	Lautan Luas Tbk	183621	5769332	0.0318
21	MTDL	Metrodata Electronics Tbk	374241	4271127	0.0876
22	MYOR	Mayora Indah Tbk	1630953830893	14915849800251	0.1093
23	PYFA	Pyridan Farma Tbk	7127402168	159563931041	0.0447
24	RICY	Ricky Putra Globalindo Tbk	16558562698	1374444788282	0.0120
25	SCCO	Supreme Cable Manufact Tbk	269730298809	4014244589706	0.0672
26	SKLT	Sekar Laut Tbk	22970715348	636284210210	0.0361
27	SMGR	Semen Indonesia Tbk	2043025914	48963502966	0.0417
28	SMSM	Selamat Sempurna Tbk	555388	2443341	0.2273
29	SRSN	Indo Acidatama Tbk	17698567	652726454	0.0271
30	TBLA	Tunas Baru Lampung Tbk	954357	14024486	0.0680
31	TIRT	Tirta Mahakam Resources Tbk	1001385942	859299056455	0.0012
32	ULTJ	Ulltrajaya Milk Industri Tbk	711681	5186940	0.1372
33	UNTR	United Tractors Tbk	7673322	82262093	0.0933

**Tabulasi Ukuran Perusahaan Tahun 2015**

<b>No.</b>	<b>Kode</b>	<b>Nama Perusahaan</b>	<b>Total Asset</b>	<b>Size</b>
1	ADES	Akasha Wira International Tbk	653224	13.3897
2	AKPI	Argha Karya Prima Tbk	2883143132	21.7821
3	AKRA	AKR Corporindo Tbk	15203129563	23.4448
4	ARNA	Arwana Citramulia Tbk	1430779475454	27.9892
5	ASGR	Astra Graphia Tbk	1810083	14.4089
6	AUTO	Astra Otoparts Tbk	14339110	16.4785
7	GGRM	Gudang Garam Tbk	63505413	17.9666
8	HMSP	HM Sampoerna Tbk	38010724	17.4534
9	ICBP	Indofood CBP Sukses M. Tbk	26560624	17.0949
10	IMPC	Impack Pratama Industri Tbk	1675232685157	28.1470
11	INAI	Indal Alumindo Industry Tbk	1330259296537	27.9164
12	INCI	Intanwijaya International Tbk	169546066314	25.8564
13	INDS	Indospring Tbk	2553928346219	28.5687
14	INDF	Indofood Sukses Makmur Tbk	91831526	18.3355
15	INTP	Indocement Tunggul Perkasa Tbk	27638360	17.1347
16	JECC	Jembo Cable Company Tbk	1358464081	21.0296
17	KBLI	KMI Wire and Cable Tbk	1551799840976	28.0704
18	KLBF	Kalbe Farma Tbk	13696417381439	30.2482
19	LMSH	Lionmesh Prima Tbk	133782751041	25.6195
20	LTLS	Lautan Luas Tbk	5393330	15.5007
21	MTDL	Metrodata Electronics Tbk	3496665	15.0673
22	MYOR	Mayora Indah Tbk	11342715686221	30.0596
23	PYFA	Pyridan Farma Tbk	159951537229	25.7981
24	RICY	Ricky Putra Globalindo Tbk	1198193867892	27.8118
25	SCCO	Supreme Cable Manufact Tbk	1773144328632	28.2038
26	SKLT	Sekar Laut Tbk	377110748359	26.6558
27	SMGR	Semen Indonesia Tbk	38153118932	24.3649
28	SMSM	Selamat Sempurna Tbk	2220108	14.6131
29	SRSN	Indo Acidatama Tbk	574073314	20.1683
30	TBLA	Tunas Baru Lampung Tbk	9283775	16.0438
31	TIRT	Tirta Mahakam Resources Tbk	763168027178	27.3607
32	ULTJ	Ultrajaya Milk Industri Tbk	3539995910248	28.8951
33	UNTR	United Tractors Tbk	61715399	17.9380

**Tabulasi Ukuran Perusahaan Tahun 2016**

<b>No.</b>	<b>Kode</b>	<b>Nama Perusahaan</b>	<b>Total Asset</b>	<b>Size</b>
1	ADES	Akasha Wira International Tbk	767479	13.5509
2	AKPI	Argha Karya Prima Tbk	2615909190	21.6849
3	AKRA	AKR Corporindo Tbk	15830740710	23.4852
4	ARNA	Arwana Citramulia Tbk	1543216299146	28.0649
5	ASGR	Astra Graphia Tbk	1723468	14.3598
6	AUTO	Astra Otoparts Tbk	14612274	16.4974
7	GGRM	Gudang Garam Tbk	62951634	17.9579
8	HMSP	HM Sampoerna Tbk	42508277	17.5652
9	ICBP	Indofood CBP Sukses M. Tbk	28901948	17.1794
10	IMPC	Impack Pratama Industri Tbk	2294677493483	28.4616
11	INAI	Indal Alumindo Industry Tbk	1339032413455	27.9230
12	INCI	Intanwijaya International Tbk	269351381344	26.3193
13	INDS	Indospring Tbk	2477272502538	28.5382
14	INDF	Indofood Sukses Makmur Tbk	82174515	18.2244
15	INTP	Indocement Tunggul Perkasa Tbk	30150580	17.2217
16	JECC	Jembo Cable Company Tbk	1587210576	21.1852
17	KBLI	KMI Wire and Cable Tbk	1871422416044	28.2577
18	KLBF	Kalbe Farma Tbk	15226009210657	30.3540
19	LMSH	Lionmesh Prima Tbk	162828169250	25.8160
20	LTLS	Lautan Luas Tbk	5658360	15.5486
21	MTDL	Metrodata Electronics Tbk	3876021	15.1703
22	MYOR	Mayora Indah Tbk	12922421859142	30.1900
23	PYFA	Pyridan Farma Tbk	167062795608	25.8416
24	RICY	Ricky Putra Globalindo Tbk	1288683925066	27.8846
25	SCCO	Supreme Cable Manufact Tbk	2449935491586	28.5271
26	SKLT	Sekar Laut Tbk	568239939951	27.0658
27	SMGR	Semen Indonesia Tbk	44226895982	24.5126
28	SMSM	Selamat Sempurna Tbk	2254740	14.6285
29	SRSN	Indo Acidatama Tbk	717149704	20.3908
30	TBLA	Tunas Baru Lampung Tbk	12596824	16.3490
31	TIRT	Tirta Mahakam Resources Tbk	815997477795	27.4277
32	ULTJ	Ultrajaya Milk Industri Tbk	4239200	15.2599
33	UNTR	United Tractors Tbk	63991229	17.9743

**Tabulasi Ukuran Perusahaan Tahun 2017**

<b>No.</b>	<b>Kode</b>	<b>Nama Perusahaan</b>	<b>Total Asset</b>	<b>Size</b>
1	ADES	Akasha Wira International Tbk	840236	13.6414
2	AKPI	Argha Karya Prima Tbk	2745325833	21.7332
3	AKRA	AKR Corporindo Tbk	16823208531	23.5460
4	ARNA	Arwana Citramulia Tbk	1601346561573	28.1019
5	ASGR	Astra Graphia Tbk	2411872	14.6959
6	AUTO	Astra Otoparts Tbk	14762309	16.5076
7	GGRM	Gudang Garam Tbk	66759930	18.0166
8	HMSP	HM Sampoerna Tbk	43141063	17.5800
9	ICBP	Indofood CBP Sukses M. Tbk	31619514	17.2693
10	IMPC	Impack Pratama Industri Tbk	2276031922082	28.4535
11	INAI	Indal Alumindo Industry Tbk	1213916545120	27.8249
12	INCI	Intanwijaya International Tbk	303788390330	26.4396
13	INDS	Indospring Tbk	2434617337849	28.5208
14	INDF	Indofood Sukses Makmur Tbk	87939488	18.2922
15	INTP	Indocement Tunggal Perkasa Tbk	28863676	17.1781
16	JECC	Jembo Cable Company Tbk	1927985352	21.3797
17	KBLI	KMI Wire and Cable Tbk	3013760616985	28.7342
18	KLBF	Kalbe Farma Tbk	16616239416335	30.4414
19	LMSH	Lionmesh Prima Tbk	161163426840	25.8057
20	LTLS	Lautan Luas Tbk	5769332	15.5681
21	MTDL	Metrodata Electronics Tbk	4271127	15.2674
22	MYOR	Mayora Indah Tbk	14915849800251	30.3334
23	PYFA	Pyridan Farma Tbk	159563931041	25.7957
24	RICY	Ricky Putra Globalindo Tbk	1374444788282	27.9491
25	SCCO	Supreme Cable Manufact Tbk	4014244589706	29.0209
26	SKLT	Sekar Laut Tbk	636284210210	27.1789
27	SMGR	Semen Indonesia Tbk	48963502966	24.6143
28	SMSM	Selamat Sempurna Tbk	2443341	14.7089
29	SRSN	Indo Acidatama Tbk	652726454	20.2967
30	TBLA	Tunas Baru Lampung Tbk	14024486	16.4563
31	TIRT	Tirta Mahakam Resources Tbk	859299056455	27.4794
32	ULTJ	Ultrajaya Milk Industri Tbk	5186940	15.4617
33	UNTR	United Tractors Tbk	82262093	18.2254



**Tabulasi *Financial Distress* Tahun 2015**

<b>No.</b>	<b>Kode</b>	<b>Nama Perusahaan</b>	<b>EBIT</b>	<b>Beban Bunga</b>	<b>ICR</b>
1	ADES	Akasha Wira International Tbk	44175	9939	4.4446
2	AKPI	Argha Karya Prima Tbk	51138966	31875399	1.6043
3	AKRA	AKR Corporindo Tbk	1317020992	241998678	5.4423
4	ARNA	Arwana Citramulia Tbk	95514316424	6668271174	14.3237
5	ASGR	Astra Graphia Tbk	347655	10869	31.9859
6	AUTO	Astra Otoparts Tbk	433596	169356	2.5603
7	GGRM	Gudang Garam Tbk	8635275	1429592	6.0404
8	HMSA	HM Sampoerna Tbk	13932644	27227	511.7216
9	ICBP	Indofood CBP Sukses M. Tbk	4009634	250701	15.9937
10	IMPC	Impack Pratama Industri Tbk	147204866336	42539158732	3.4605
11	INAI	Indal Alumindo Industry Tbk	57114061880	44700589872	1.2777
12	INCI	Intanwijaya International Tbk	19220641866	66176048	290.4471
13	INDS	Indospring Tbk	4134206595	37128623896	0.1113
14	INDF	Indofood Sukses Makmur Tbk	4962084	1534123	3.2345
15	INTP	Indocement Tunggul Perkasa Tbk	5644576	26543	212.6578
16	JECC	Jembo Cable Company Tbk	8496333	39448964	0.2154
17	KBLI	KMI Wire and Cable Tbk	150049026298	20207975018	7.4252
18	KLBF	Kalbe Farma Tbk	2720881244459	9958297584	273.2275
19	LMSH	Lionmesh Prima Tbk	3807172880	491606850	7.7443
20	LTLS	Lautan Luas Tbk	76997	185396	0.4153
21	MTDL	Metrodata Electronics Tbk	416739	53205	7.8327
22	MYOR	Mayora Indah Tbk	1640494765801	378651540837	4.3325
23	PYFA	Pyridan Farma Tbk	4554931095	2368648428	1.9230
24	RICY	Ricky Putra Globalindo Tbk	22397841356	53291912699	0.4203
25	SCCO	Supreme Cable Manufact Tbk	206056283235	43021086172	4.7897
26	SKLT	Sekar Laut Tbk	27376238223	8527787807	3.2102
27	SMGR	Semen Indonesia Tbk	5850923497	370004717	15.8131
28	SMSM	Selamat Sempurna Tbk	583717	18015	32.4017
29	SRSN	Indo Acidatama Tbk	20714663	14806577	1.3990
30	TBLA	Tunas Baru Lampung Tbk	263214	146265	1.7996
31	TIRT	Tirta Mahakam Resources Tbk	829306792	20063505315	0.0413
32	ULTJ	Ultrajaya Milk Industri Tbk	700675250229	599965865	1167.8585
33	UNTR	United Tractors Tbk	4192746	323654	12.9544

**Tabulasi *Financial Distress* Tahun 2016**

<b>No.</b>	<b>Kode</b>	<b>Nama Perusahaan</b>	<b>EBIT</b>	<b>Beban Bunga</b>	<b>ICR</b>
1	ADES	Akasha Wira International Tbk	61636	15898	3.8770
2	AKPI	Argha Karya Prima Tbk	75952611	26384369	2.8787
3	AKRA	AKR Corporindo Tbk	1118546845	203420968	5.4987
4	ARNA	Arwana Citramulia Tbk	12383829924	16306933374	7.5942
5	ASGR	Astra Graphia Tbk	340105	9628	35.3246
6	AUTO	Astra Otoparts Tbk	648907	119157	5.4458
7	GGRM	Gudang Garam Tbk	8931136	1190902	7.4995
8	HMSP	HM Sampoerna Tbk	17011447	356	47784.9635
9	ICBP	Indofood CBP Sukses M. Tbk	4989254	174628	28.5708
10	IMPC	Impack Pratama Industri Tbk	164796167232	45072396716	3.6563
11	INAI	Indal Alumindo Industry Tbk	58097472991	31134758228	1.8660
12	INCI	Intanwijaya International Tbk	13294748095	88562921	150.1164
13	INDS	Indospring Tbk	60140115829	29948919903	2.0081
14	INDF	Indofood Sukses Makmur Tbk	7385228	1574152	4.6916
15	INTP	Indocement Tunggul Perkasa Tbk	4146379	11823	350.7045
16	JECC	Jembo Cable Company Tbk	175425515	43665435	4.0175
17	KBLI	KMI Wire and Cable Tbk	386129743485	16817006684	22.9607
18	KLBF	Kalbe Farma Tbk	3091188460230	17887935273	172.8086
19	LMSH	Lionmesh Prima Tbk	9424028642	253661528	37.1520
20	LTLS	Lautan Luas Tbk	144591	154571	0.9354
21	MTDL	Metrodata Electronics Tbk	429356	43440	9.8839
22	MYOR	Mayora Indah Tbk	1845683269238	356714077463	5.1741
23	PYFA	Pyridan Farma Tbk	7053407169	3182267902	2.2165
24	RICY	Ricky Putra Globalindo Tbk	23362443531	61345447564	0.3808
25	SCCO	Supreme Cable Manufact Tbk	439602100346	30367887708	14.4759
26	SKLT	Sekar Laut Tbk	25166206536	8758342493	2.8734
27	SMGR	Semen Indonesia Tbk	5084621543	363493284	13.9882
28	SMSM	Selamat Sempurna Tbk	658208	12526	52.5473
29	SRSN	Indo Acidatama Tbk	1688362	18237708	0.0926
30	TBLA	Tunas Baru Lampung Tbk	802712	238939	3.3595
31	TIRT	Tirta Mahakam Resources Tbk	37132935023	21614391334	1.7180
32	ULTJ	Ultrajaya Milk Industri Tbk	932483	285	3271.8702
33	UNTR	United Tractors Tbk	6730030	490726	13.7144

**Tabulasi *Financial Distress* Tahun 2017**

<b>No.</b>	<b>Kode</b>	<b>Nama Perusahaan</b>	<b>EBIT</b>	<b>Beban Bunga</b>	<b>ICR</b>
1	ADES	Akasha Wira International Tbk	51095	22269	2.2944
2	AKPI	Argha Karya Prima Tbk	31813498	22700227	1.4015
3	AKRA	AKR Corporindo Tbk	1291914896	219223598	5.8931
4	ARNA	Arwana Citramulia Tbk	166203941034	17952046080	9.2582
5	ASGR	Astra Graphia Tbk	349439	9492	36.8141
6	AUTO	Astra Otoparts Tbk	711936	75664	9.4092
7	GGRM	Gudang Garam Tbk	10436512	800741	13.0336
8	HMSP	HM Sampoerna Tbk	16894806	1089	15514.0551
9	ICBP	Indofood CBP Sukses M. Tbk	5206561	127694	40.7737
10	IMPC	Impack Pratama Industri Tbk	111423979247	76450811216	1.4575
11	INAI	Indal Alumindo Industry Tbk	52292073203	34814141308	1.5020
12	INCI	Intanwijaya International Tbk	22077467345	129859509	170.0104
13	INDS	Indospring Tbk	160340854561	7232147158	22.1706
14	INDF	Indofood Sukses Makmur Tbk	7658554	1395763	5.4870
15	INTP	Indocement Tunggal Perkasa Tbk	2287989	14093	162.3493
16	JECC	Jembo Cable Company Tbk	111623616	48209496	2.3154
17	KBLI	KMI Wire and Cable Tbk	428884879225	22746138987	18.8553
18	KLBF	Kalbe Farma Tbk	3241186725992	26023916550	124.5465
19	LMSH	Lionmesh Prima Tbk	17488236349	668898671	26.1448
20	LTLS	Lautan Luas Tbk	254816	153289	1.6623
21	MTDL	Metrodata Electronics Tbk	468483	17637	26.5625
22	MYOR	Mayora Indah Tbk	2186884603474	386922167017	5.6520
23	PYFA	Pyridan Farma Tbk	9599280773	5262318134	1.8242
24	RICY	Ricky Putra Globalindo Tbk	25808846585	64681012582	0.3990
25	SCCO	Supreme Cable Manufact Tbk	345230356594	25707370754	13.4292
26	SKLT	Sekar Laut Tbk	27370565356	15547955109	1.7604
27	SMGR	Semen Indonesia Tbk	2746546363	756448075	3.6308
28	SMSM	Selamat Sempurna Tbk	720638	7239	99.5494
29	SRSN	Indo Acidatama Tbk	18969208	22383842	0.8475
30	TBLA	Tunas Baru Lampung Tbk	1244596	395287	3.1486
31	TIRT	Tirta Mahakam Resources Tbk	2334588272	22447715481	0.1040
32	ULTJ	Ultrajaya Milk Industri Tbk	1026231	552	1859.1141
33	UNTR	United Tractors Tbk	10522657	874451	12.0334

### Lampiran 3 Hasil SPSS Versi 21

#### Statistik Deskriptif

##### Descriptive Statistics

	N	Minimum	Maximum	Mean	Std. Deviation
Likuiditas	99	.22	9.68	2.3543	1.64670
Leverage	99	.09	.88	.4254	.19719
Profitabilitas	99	.00	.30	.0788	.06379
Ukuran Perusahaan	99	13.39	30.44	22.2359	5.56498
Financial Distress	99	.04	47784.96	736.0754	5037.32433
Valid N (listwise)	99				

#### Uji Asumsi Klasik

##### Uji Normalitas

##### One-Sample Kolmogorov-Smirnov Test

		Unstandardized Residual
N		99
Normal Parameters <sup>a,b</sup>	Mean	.0000000
	Std. Deviation	4411.82926164
Most Extreme Differences	Absolute	.265
	Positive	.265
	Negative	-.178
Kolmogorov-Smirnov Z		2.633
Asymp. Sig. (2-tailed)		.000

a. Test distribution is Normal.

b. Calculated from data.

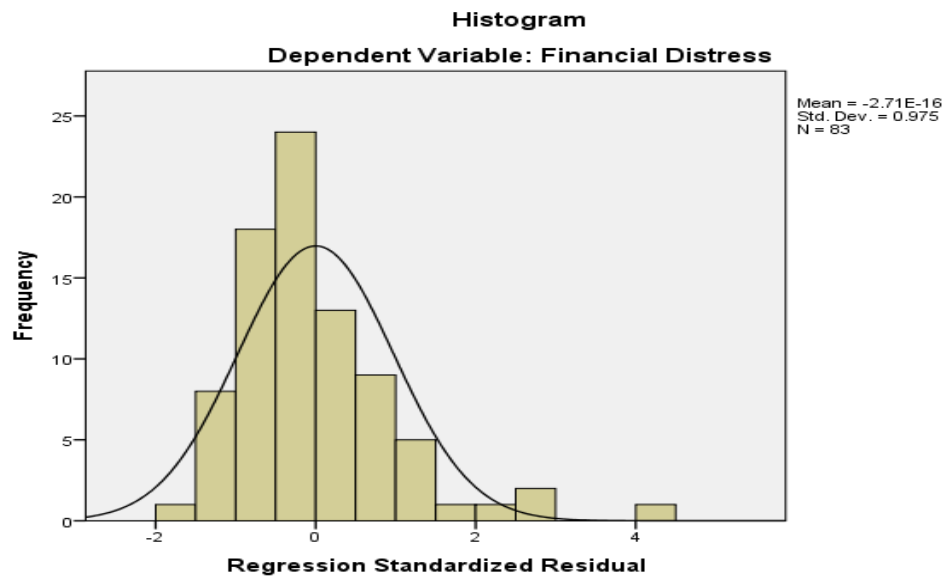
##### One-Sample Kolmogorov-Smirnov Test

		Unstandardized Residual
N		83
Normal Parameters <sup>a,b</sup>	Mean	.0000000
	Std. Deviation	6.94435792
Most Extreme Differences	Absolute	.128
	Positive	.128
	Negative	-.079
Kolmogorov-Smirnov Z		1.168
Asymp. Sig. (2-tailed)		.131

a. Test distribution is Normal.

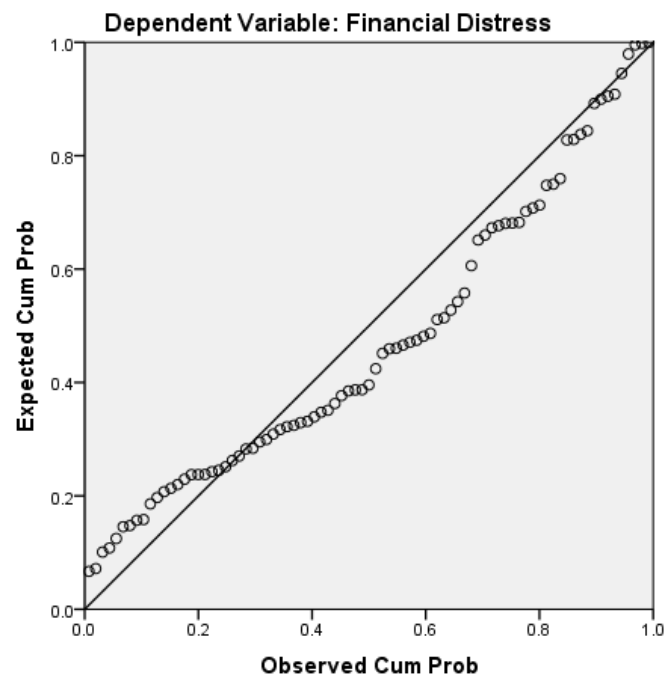
b. Calculated from data.

## Histogram

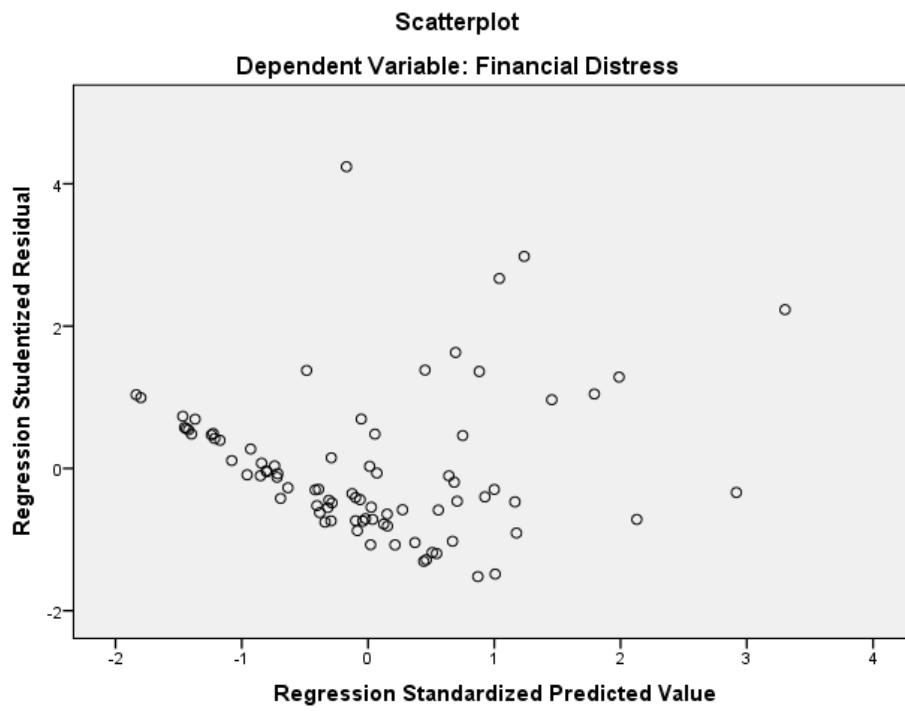


## Pp Plot

Normal P-P Plot of Regression Standardized Residual



## Uji Heterokedastisitas



### Uji Multikolerasi

#### Coefficients<sup>a</sup>

Model	Collinearity Statistics	
	Tolerance	VIF
1 (Constant)		
Likuiditas	.600	1.668
Leverage	.570	1.755
Profitabilitas	.825	1.212
Ukuran Perusahaan	.905	1.105

a. Dependent Variable: Financial Distress

### Uji Autokorelasi

#### Model Summary<sup>b</sup>

Model	Durbin-Watson
1	2.258

a. Predictors: (Constant), Ukuran Perusahaan, Leverage, Profitabilitas, Likuiditas

b. Dependent Variable: Financial Distress

### Analisis Regresi Linier Berganda

#### Coefficients<sup>a</sup>

Model	Unstandardized Coefficients		Standardized Coefficients	t	Sig.
	B	Std. Error	Beta		
1 (Constant)	9.884	5.471		1.807	.075
Likuiditas	1.521	.943	.147	1.613	.111
Leverage	-10.161	5.964	-.159	-1.704	.092
Profitabilitas	143.747	18.423	.604	7.802	.000
Ukuran Perusahaan	-.355	.151	-.174	-2.350	.021

a. Dependent Variable: Financial Distress

**Uji Kebaikan Model****Uji F****ANOVA<sup>a</sup>**

Model		Sum of Squares	df	Mean Square	F	Sig.
1	Regression	6283.381	4	1570.845	30.985	.000 <sup>b</sup>
	Residual	3954.377	78	50.697		
	Total	10237.758	82			

a. Dependent Variable: Financial Distress

b. Predictors: (Constant), Ukuran Perusahaan, Leverage, Profitabilitas, Likuiditas

**Koefisien Determinasi****Model Summary<sup>b</sup>**

Model	R	R Square	Adjusted R Square	Std. Error of the Estimate
1	.783 <sup>a</sup>	.614	.594	7.12019

a. Predictors: (Constant), Ukuran Perusahaan, Leverage, Profitabilitas, Likuiditas

b. Dependent Variable: Financial Distress

**Uji Hipotesis****Coefficients<sup>a</sup>**

Model	Unstandardized Coefficients		Standardized Coefficients	t	Sig.
	B	Std. Error	Beta		
1 (Constant)	9.884	5.471		1.807	.075
Likuiditas	1.521	.943	.147	1.613	.111
Leverage	-10.161	5.964	-.159	-1.704	.092
Profitabilitas	143.747	18.423	.604	7.802	.000
Ukuran Perusahaan	-.355	.151	-.174	-2.350	.021

a. Dependent Variable: Financial Distress