

LAMPIRAN

Lampiran 1. Pemerintah Daerah Kabupaten dan Kota di Jawa Tengah

No.	Pemerintah Daerah Kabupaten dan Kota
1.	Kabupaten Banjarnegara
2.	Kabupaten Banyumas
3.	Kabupaten Batang
4.	Kabupaten Blora
5.	Kabupaten Boyolali
6.	Kabupaten Brebes
7.	Kabupaten Cilacap
8.	Kabupaten Demak
9.	Kabupaten Purwodadi
10.	Kabupaten Jepara
11.	Kabupaten Karanganyar
12.	Kabupaten Kebumen
13.	Kabupaten Kendal
14.	Kabupaten Klaten
15.	Kabupaten Kudus
16.	Kabupaten Magelang
17.	Kabupaten Pati
18.	Kabupaten Pekalongan
19.	Kabupaten Pemasang
20.	Kabupaten Purbalingga
21.	Kabupaten Purworejo
22.	Kabupaten Rembang
23.	Kabupaten Semarang
24.	Kabupaten Sragen
25.	Kabupaten Sukoharjo
26.	Kabupaten Tegal
27.	Kabupaten Temanggung
28.	Kabupaten Wonogiri
29.	Kabupaten Wonosobo
30.	Kota Magelang
31.	Kota Pekalongan
32.	Kota Salatiga
33.	Kota Semarang
34.	Kota Surakarta
35.	Kota Tegal

Lampiran 2. Tabulasi Data

No.	Kabupaten	2015						
		SIZE	WEALTH	TKPP	LEV	BD	TEMUAN	KPPD
1	Magelang	28.69203311	26.2899643	0.511866865	0.004959541	28.1876214	1	0.896593492
2	Boyolali	28.49076154	26.28638157	0.49974939	0.004216058	28.13023352	2	0.850436505
3	Kebumen	28.99465168	26.22517386	0.492655186	0.002569474	28.34058584	2	0.874007555
4	Grobogan	28.37779511	26.33170574	0.50005305	0.007447641	28.19202954	2	0.868580702
5	Blora	28.41972647	25.77570136	0.514815491	0.00474456	28.1419075	2	1.010902552
6	Rembang	28.12116881	25.98659189	0.513212799	0.013079528	27.6794283	1	0.744950177
7	Pati	29.03177008	26.46004341	0.498074745	0.005596833	28.23797498	2	0.841014107
8	Demak	28.65972234	26.2618768	0.466170794	0.003983942	28.11918914	1	0.911773841
9	Kab Semarang	28.59201185	26.35394666	0.522713309	0.008116281	28.04052314	2	0.897987796
10	Kendal	28.5697269	26.20208813	0.514321762	0.006976246	28.15722475	1	0.983710412
11	Batang	28.38487669	25.91467301	0.506194466	0.002738341	27.83019096	1	0.874037621
12	Pemalang	28.62844682	26.16323559	0.538532282	0.004009194	28.20649804	1	0.904168558
13	Brebes	28.54586376	26.43069311	0.510827106	0.015843264	28.50330852	1	0.990078002
14	Cilacap	29.04231835	26.73904649	0.486820402	0.005886531	28.60826563	1	0.970736689
15	Purbalingga	28.29753408	26.09679293	0.513669641	0.011648453	27.8919647	1	0.828122344
16	Banjarnegara	28.9589194	25.91933489	0.509482544	0.002253595	28.10863284	2	0.952002304
17	Banyumas	29.23971738	26.94242626	0.481422982	0.012992814	28.43247866	2	0.839693974
18	Jebara	29.28494073	26.32261915	0.484614778	0.006146815	28.14309438	2	0.86420666
19	Karanganyar	28.60150235	26.26627511	0.494189233	0.003156096	28.13110664	2	0.898949867

20	Klaten	28.69997125	25.97356176	0.534569437	0.001467843	28.222973	2	0.829964105
21	Kudus	28.78317071	26.26564285	0.4470514	0.004013265	28.07754695	2	0.890135711
22	Pekalongan	28.40855024	26.25094328	0.507784209	0.008643612	27.98996326	2	0.843436941
23	Purworejo	28.3182749	26.17830544	0.475187134	0.00422285	28.07463253	2	0.845770627
24	Sragen	28.48622305	26.31317694	0.482912973	0.008943932	28.27087357	2	0.936831663
25	Sukoharjo	28.89829045	26.47249159	0.47892752	0.001161912	28.04958439	2	0.851841856
26	Tegal	28.44561435	26.44029673	0.517644155	0.032959613	28.17895524	1	0.824795971
27	Temanggung	28.58973602	26.08219907	0.4979532	0.04353257	27.930743	2	0.918338952
28	Wonogiri	28.65129629	26.07611211	0.52522844	0.0050622	28.16051109	2	0.864725831
29	Wonosobo	28.11241336	25.93060558	0.522600787	0.002200893	27.9269394	1	0.93869444
30	Kota Magelang	28.5761261	25.95264788	0.53531135	0.000700551	27.32430689	1	0.941798472
31	Kota Pekalongan	28.26961118	25.74743971	0.520265579	0.004282119	27.39851373	2	0.978771147
32	Kota Salatiga	28.15871903	25.84132285	0.533155591	0.008663399	27.23629569	1	0.897790562
33	Kota Semarang	30.77564486	27.81465995	0.336657813	0.005556237	28.79444067	1	0.956291273
34	Kota Surakarta	29.58527279	26.6443037	0.454771265	0.007015029	28.05793919	2	0.977076196
35	Kota Tegal	28.23574146	26.32760141	0.428331956	0.016837796	27.58899348	1	1.012005317

No.	Kabupaten	2016						
		SIZE	WEALTH	TKPP	LEV	BD	TEMUAN	KPPD
1	Magelang	28.67137954	25.29902289	0.529871154	0.004075038	28.16681349	2	0.839165767
2	Boyolali	28.59099616	26.40108083	0.518056956	0.004732786	28.17916814	2	0.86784477
3	Kebumen	29.03965017	26.39664519	0.481952081	0.002718218	28.45674439	1	0.876188776
4	Grobogan	28.57835614	26.4244159	0.503948365	0.009132049	28.30790655	2	0.893097405

5	Blora	28.47431558	25.86655102	0.507658827	0.005019702	28.29665485	2	1.047107871
6	Rembang	28.21870214	26.17930621	0.501882947	0.008149547	27.99427857	1	0.918930706
7	Pati	29.35736497	26.47558792	0.493855846	0.00221279	28.35946208	2	0.847359522
8	Demak	28.83868324	26.38434086	0.465384069	0.004205213	28.1982626	2	0.903166292
9	Kab Semarang	28.64616175	26.4870015	0.489777772	0.006141931	28.17577861	2	0.871622802
10	Kendal	28.80847076	26.3032764	0.515136392	0.007466393	28.15080135	2	0.890365346
11	Batang	28.48151118	26.07017125	0.527719582	0.004488196	27.88629952	2	0.861343118
12	Pemalang	28.72081544	26.3417012	0.567057232	0.006644908	28.24244188	2	0.872442897
13	Brebes	28.65815114	26.5497262	0.520687164	0.037392932	28.71156088	1	1.145367873
14	Cilacap	29.02210672	26.78378607	0.495239768	0.005099421	28.778527	2	1.126721812
15	Purbalingga	28.44968921	26.25196715	0.513869819	0.01424192	28.22609347	2	1.038326119
16	Banjarnegara	28.95676889	26.12164746	0.531936244	0.002903739	28.33282223	2	1.09878344
17	Banyumas	29.26577856	27.01745818	0.490205099	0.009919481	28.51307902	2	0.846790387
18	Jepara	29.27669896	26.49939922	0.474991318	0.006787649	28.26958353	2	0.899182171
19	Karanganyar	28.65561351	26.43139817	0.495028918	0.00300945	28.22895458	2	0.903605587
20	Klaten	28.87908391	26.13579279	0.533225058	0.0023163	28.21021301	1	0.79013196
21	Kudus	28.88120008	26.35533427	0.437083351	0.003896567	28.28739654	2	1.024876262
22	Pekalongan	28.4043073	26.46168347	0.518404551	0.013506655	28.02646414	2	0.830861645
23	Purworejo	28.5129834	26.26687659	0.454701721	0.005750992	28.09782854	2	0.770852382
24	Sragen	28.61195397	26.41759151	0.510223205	0.005237521	28.37619896	2	1.006716946
25	Sukoharjo	29.04458236	26.61811879	0.477574307	0.001572566	28.13204149	2	0.854292337
26	Tegal	28.65892641	26.47917003	0.537721197	0.016497369	28.35866706	2	0.957911713
27	Temanggung	28.64819795	26.36278761	0.48132528	0.055553247	28.01507912	2	0.874629794
28	Wonogiri	28.73187225	26.11053162	0.56285133	0.009908333	28.23691807	2	0.900660723

29	Wonosobo	28.50788045	26.0210569	0.534022719	0.001771601	27.94981056	2	0.872975429
30	Kota Magelang	28.70291071	26.11832803	0.533198627	0.001999005	27.49315727	2	1.037110826
31	Kota Pekalongan	28.40899094	25.90843948	0.532955162	0.00454454	27.49098183	2	1.013620001
32	Kota Salatiga	28.34234027	26.04025113	0.51839936	0.006295921	27.54727805	2	1.045333081
33	Kota Semarang	30.99115829	28.03090126	0.295311571	0.002557076	29.0001191	2	0.958239601
34	Kota Surakarta	29.537669	26.77653732	0.494148104	0.005923673	28.15008685	2	0.986760496
35	Kota Tegal	28.36229237	26.38394556	0.466903224	0.010387787	27.70248803	1	1.021844432

No.	Kabupaten	2017						
		SIZE	WEALTH	TKPP	LEV	BD	TEMUAN	KPPD
1	Magelang	28.7360158	25.4448317	0.466697893	0.004610686	28.30292744	2	0.862032861
2	Boyolali	28.59190006	26.68430957	0.466162995	0.010127742	28.21163433	2	0.821105932
3	Kebumen	29.11487371	26.81820907	0.45482919	0.003505954	28.37919254	2	0.778858881
4	Grobogan	28.67043474	26.81107693	0.449829781	0.081121843	28.38617559	2	0.876895548
5	Blora	28.56567628	26.3582055	0.46019503	0.005681949	28.31205588	2	0.981176081
6	Rembang	28.16149893	26.42811203	0.448008747	0.023346869	28.00773152	1	0.846264892
7	Pati	29.423917	26.83211633	0.428383125	0.002234261	28.35940326	2	0.748120037
8	Demak	29.22575793	26.45858705	0.433158944	0.00365623	28.13507489	2	0.803264144
9	Kab Semarang	28.76644722	26.75735359	0.445773729	0.005192457	28.18573537	2	0.815577262
10	Kendal	28.73477814	26.7271001	0.466830394	0.006667425	28.36905995	2	1.021622874
11	Batang	28.50791147	26.11601631	0.497402995	0.016840014	27.85182961	2	0.796271634
12	Pemalang	28.80274486	26.7774546	0.500152069	0.007150047	28.27120546	2	0.806122444
13	Brebes	28.87508805	26.98410993	0.461005321	0.017919181	28.64892122	1	0.968652899
14	Cilacap	28.98520618	27.19729754	0.443511247	0.007388322	28.73432587	2	0.982667247

15	Purbalingga	28.50918134	26.59780043	0.450243504	0.017963942	28.32836266	2	1.02574646
16	Banjarnegara	29.0485174	26.41863092	0.442608163	0.003770429	28.4098061	2	1.005084498
17	Banyumas	29.32916149	27.15250395	0.426532673	0.008614075	28.58452325	2	0.805517908
18	Jepara	29.40365238	26.50872152	0.453933565	0.008156772	28.27271895	2	0.877430993
19	Karanganyar	28.70138771	26.75188782	0.478925207	0.003563084	28.18047503	2	0.84773204
20	Klaten	28.94655313	26.64140252	0.492575066	0.003234398	28.24429047	1	0.715261408
21	Kudus	29.03371192	26.62598442	0.407274025	0.006726227	28.20392289	2	0.894208313
22	Pekalongan	28.53510426	26.44486956	0.435848418	0.010024189	28.14014817	2	0.804599738
23	Purworejo	28.58227587	26.42239247	0.437038202	0.003267895	28.20377051	2	0.838438088
24	Sragen	28.69782743	26.72608914	0.644259652	0.006023351	28.21733887	2	0.821824896
25	Sukoharjo	29.13581211	26.86437251	0.440956121	0.002681222	28.08940943	2	0.769383779
26	Tegal	28.72665204	26.6516073	0.465849231	0.011625851	28.35225244	2	0.839314721
27	Temanggung	28.71048587	26.45487989	0.445993179	0.03643411	27.98744332	2	0.802432844
28	Wonogiri	28.7930503	26.53392898	0.485471545	0.007911304	28.31012261	2	0.850786518
29	Wonosobo	28.61662182	26.1526881	0.45188363	0.001267804	27.98718462	2	0.780543666
30	Kota Magelang	28.9061632	26.17669505	0.483813888	0.000494423	27.5018772	2	0.966269916
31	Kota Pekalongan	28.46877341	25.98077616	0.490278139	0.005752222	27.55216482	2	1.009009889
32	Kota Salatiga	28.74104303	26.11799896	0.507583912	0.004256704	27.46788348	2	0.962308731
33	Kota Semarang	31.03357202	28.21429002	0.300264869	0.001851615	29.09634444	2	1.091906044
34	Kota Surakarta	29.64185146	26.99149854	0.458308944	0.005199114	28.20057935	2	0.979802473
35	Kota Tegal	28.4482635	26.44956182	0.470498381	0.011388234	27.64742318	1	0.99197024

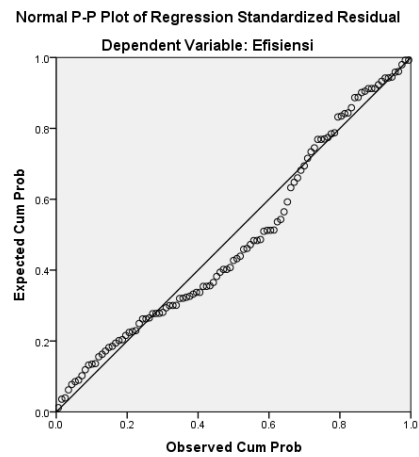
Lampiran 3. Statistik Deskriptif

	N	Minimum	Maximum	Mean	Std. Deviation
KKPD	105	.7152614 08	1.145367873	.90469198 486	.08823212 4575
SIZE	105	28.11241 336	31.03357202	28.790834 4692	.49489395 542
WEALTH	105	25.29902 2890	28.214290020	26.412619 72781	.43454145 3017
TKPP	105	.2953115 710	.6442596520	.48535361 6457	.04715321 66696
LEV	105	.0004944 230	.0811218430	.00885085 2276	.01127713 75691
BD	105	27.23629 56900	29.0963444400	28.152845 206095	.32832309 48162
TEMUAN	105	1	2	1.77	.422
Valid N (listwise)	105				

Lampiran 4. Uji Normalitas

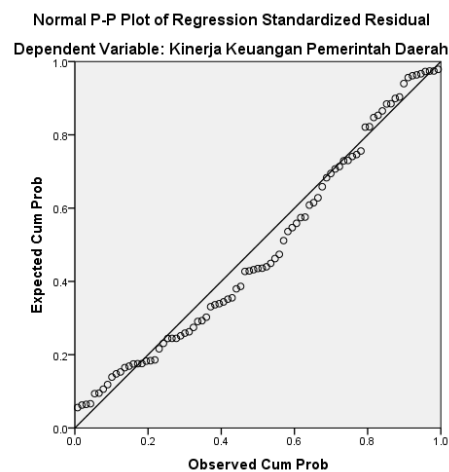
Uji Normalitas Awal

One-Sample Kolmogorov-Smirnov Test		
		Unstandardized Residual
N		105
Normal Parameters ^a	Mean	.0000000
	Std. Deviation	.08737069
Most Extreme Differences	Absolute	.106
	Positive	.106
	Negative	-.055
Kolmogorov-Smirnov Z		.106
Asymp. Sig. (2-tailed)		.006 ^c
a. Test distribution is Normal.		



Uji Normalitas Setelah Direduksi

One-Sample Kolmogorov-Smirnov Test		Unstandardized Residual
N		85
Normal Parameters ^a	Mean	,0000000
	Std. Deviation	,05690257
Most Extreme Differences	Absolute	,094
	Positive	,094
	Negative	-,056
Kolmogorov-Smirnov Z		,094
Asymp. Sig. (2-tailed)		,062 ^c
a. Test distribution is Normal.		



Lampiran 5. Outlier

Extreme Values					
Reduksi				Case Number	Value
Reduksi 1	Unstandardized Residual	Highest	1	49	0.21965056179061
		Lowest	1	90	-0.203728432481315
Reduksi 2	Unstandardized Residual	Highest	1	48	0.218263170851008
		Lowest	1	6	-0.169943507835452
Reduksi 3	Unstandardized Residual	Highest	1	48	0.198615178582738
		Lowest	1	74	-0.163269340895464
Reduksi 4	Unstandardized Residual	Highest	1	39	0.164359540439755
		Lowest	1	89	-0.146654710365892
Reduksi 5	Unstandardized Residual	Highest	1	46	0.16374973099828
		Lowest	1	91	-0.125804738828476
Reduksi 6	Unstandardized Residual	Highest	1	78	0.143430162739201
		Lowest	1	52	-0.128431565293296
Reduksi 7	Unstandardized Residual	Highest	1	52	0.135762257677794
		Lowest	1	66	-0.12494592917717
Reduksi 8	Unstandardized Residual	Highest	1	5	0.138241705158074
		Lowest	1	68	-0.125748914749248
Reduksi 9	Unstandardized Residual	Highest	1	68	0.135780084264475
		Lowest	1	48	-0.115744407614629
Reduksi 10	Unstandardized Residual	Highest	1	57	0.130348967634878
		Lowest	1	67	-0.100064348852887

Lampiran 6. Uji Multikolonieritas

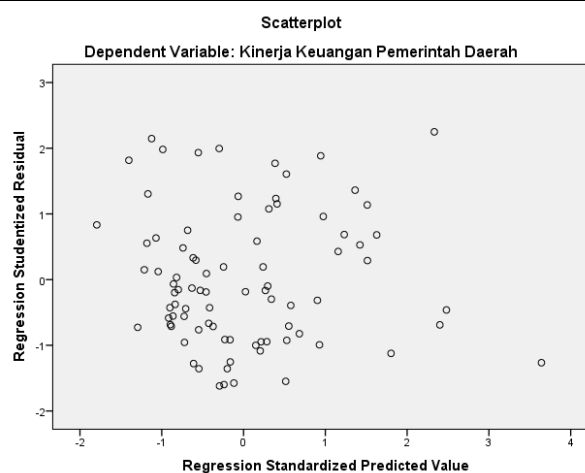
Coefficients ^a			
Model		Collinearity Statistics	
		Tolerance	VIF
1	SIZE	,294	3,401
	WEALTH	,277	3,608
	TKPP	,474	2,109
	LEV	,867	1,153
	BD	,485	2,060

	TEMUAN	,924	1,082
a. Dependent Variable: KKPD			

Lampiran 7. Uji Heteroskedastisitas

Coefficients ^a						
Model		Unstandardized Coefficients		Standardized Coefficients	T	Sig.
		B	Std. Error	Beta		
1	(Constant)	,079	,379		,209	,835
	SIZE	-,013	,012	-,211	-1,063	,291
	WEALTH	,026	,014	,371	1,810	,074
	TKPP	-,092	,100	-,145	-,924	,358
	LEV	-,042	,307	-,016	-,136	,892
	BD	-,010	,014	-,110	-,712	,479
	TEMUAN	-,006	,008	-,080	-,714	,477

a. Dependent Variable: absres



Lampiran 8. Uji Autokorelasi

	Unstandardized Residual
--	-------------------------

Test Value ^a	-0.00963
Cases < Test Value	42
Cases >= Test Value	43
Total Cases	85
Number of Runs	38
Z	-1.199
Asymp. Sig. (2-tailed)	.230

Lampiran 9. Regresi Linier Berganda

Coefficients ^a						
Model		Unstandardized Coefficients		Standardized Coefficients	T	Sig.
		B	Std. Error	Beta		
1	(Constant)	1,583	,718		2,204	,030
	SIZE	,056	,023	,448	2,482	,015
	WEALTH	,005	,027	,038	,203	,840
	TKPP	-,147	,189	-,111	-,780	,438
	LEV	-,404	,582	-,073	-,694	,489
	BD	-,081	,027	-,417	-2,968	,004
	TEMUAN	-,042	,016	-,274	-2,686	,009
a. Dependent Variable: KKPD						

Lampiran 10. Uji F

ANOVA ^b						
Model		Sum of Squares	df	Mean Square	F	Sig.
1	Regression	,092	6	,015	4,383	,001 ^a
	Residual	,272	78	,003		
	Total	,364	84			
a. Predictors: (Constant), TEMUAN, WEALTH, LEV, TKPP, BD, SIZE						
b. Dependent Variable: KKPD						

Lampiran 11. Uji Koefisien Determinasi

Model Summary ^b				
Model	R	R Square	Adjusted R Square	Std. Error of

				the Estimate
1	,502 ^a	,252	,195	,05905
a. Predictors: (Constant), TEMUAN, WEALTH, LEV, TKPP, BD, SIZE				
b. Dependent Variable: KKPD				

Lampiran 12. Uji t

Coefficients ^a					
Variabel	t	Sig.	Hipotesis	Keterangan	Hasil
SIZE	2,482	,015	Positif	Positif Signifikan	Diterima
WEALTH	,203	,840	Positif	Positif Tidak Signifikan	Ditolak
TKPP	-,780	,438	Negatif	Negatif Tidak Signifikan	Ditolak
LEV	-,694	,489	Negatif	Negatif Tidak Signifikan	Ditolak
BD	-2,968	,004	Positif	Negatif Signifikan	Ditolak
TEMUAN	-2,686	,009	Negatif	Negatif Signifikan	Diterima
a. Dependent Variable: KKPD					