

LAMPIRAN-LAMPIRAN

Lampiran 1 Tabulasi Data

No	Code	Kebijakan Utang = Total Utang / Equity		
		Total Utang	Equity	DER
1	AALI	6.720.843	11.837.486	0,57
2	ADHI	8.707.338.334.630	1.751.543.349.644	4,97
3	AKRA	8.830.734.614	5.961.182.563	1,48
4	ANTM	10.114.640.953	11.929.561.267	0,85
5	ASRI	10.553.173.020	6.371.193.934	1,66
6	BBNI	341.148.654	61.021.308	5,59
7	BBRI	704.217.592	97.737.429	7,21
8	BBTN	132.369.555	12.206.406	10,84
9	BKSL	3.585.237.676.023	6.210.827.586.227	0,58
10	BMRI	697.019.624	104.844.562	6,65
11	BMTR	9.490.686	15.874.525	0,60
12	BSDE	9.661.295.391.976	18.473.430.005.417	0,52
13	CPIN	9.919.150	10.943.289	0,91
14	CTRA	11.862.106.848.918	11.421.370.771.998	1,04
15	EXCL	49.745.863	13.960.625	3,56
16	GGM	24.991.880	33.228.720	0,75
17	ICBP	9.870.264	15.039.947	0,66
18	INDF	44.710.509	41.228.376	1,08
19	INTP	4.100.172	24.784.801	0,17
20	JSMR	20.432.952.360	11.424.995.629	1,79
21	KLBF	2.607.556.689.283	9.817.475.678.446	0,27
22	LPKR	20.114.771.650.490	17.646.449.043.205	1,14
23	LPPF	3.230.782	177.590	18,19
24	LSIP	1.436.312	7.218.834	0,20
25	MAIN	2.453.334.659	1.077.885.156	2,28
26	MLPL	1.126.492.549	608.477.339	1,85
27	MNN	4.215.820	9.393.213	0,45
28	PTBA	6.141.181	8.670.842	0,71
29	PTPP	12.221.594.675.479	2.390.270.175.491	5,11
30	PWON	8.487.671.758	8.283.070.780	1,02
31	SCMA	1.250.247.643	3.478.188.028	0,36

32	SMRA	9.386.842.550	5.992.636.444	1,57
33	TBIG	17.903.053	4.131.029	4,33
34	UNTR	21.715.297	38.576.734	0,56
35	UNVR	9.681.888	4.598.782	2,11
36	VIVA	3.492.753.003	2.663.688.815	1,31
37	WIKA	10.936.403.458	4.978.758.224	2,20
38	WSKT	9.693.211.466.232	2.848.829.878.616	3,40
39	AALI	9.813.584	11.698.787	0,84
40	ADHI	11.598.931.718.043	5.162.131.796.836	2,25
41	AKRA	7.916.954.220	7.286.175.343	1,09
42	ANTM	12.040.131.928	18.316.718.962	0,66
43	ASII	118.902	126.533	0,94
44	ASRI	12.107.460.464	6.602.409.662	1,83
45	BBRI	765.299.133	113.127.179	6,76
46	BBTN	157.947.485	13.860.107	11,40
47	BSDE	13.925.458.006.310	22.096.690.483.336	0,63
48	CPIN	12.123.488	12.561.427	0,97
49	CTRA	13.208.497.280.342	13.050.221.279.908	1,01
50	EXCL	44.752.685	14.091.635	3,18
51	GGM	25.497.504	38.007.909	0,67
52	ICBP	10.173.713	16.386.911	0,62
53	INDF	48.709.933	43.121.593	1,13
54	INTP	3.772.410	23.865.950	0,16
55	JSMR	24.356.318.021	12.368.664.466	1,97
56	KLBF	2.758.131.396.170	10.938.285.985.269	0,25
57	LPKR	22.409.793.619.707	18.916.764.558.342	1,18
58	LPPF	2.783.124	1.106.167	2,52
59	LSIP	1.510.814	7.337.978	0,21
60	MNN	4.908.164	9.566.393	0,51
61	MPPA	3.518.616	2.775.594	1,27
62	PTBA	7.606.496	9.287.547	0,82
63	PTPP	14.009.739.548.256	5.119.072.234.163	2,74
64	PWON	9.323.066.490	9.455.055.977	0,99
65	SCMA	1.152.287.864	3.413.675.712	0,34
66	SILO	1.246.318.520.242	1.739.951.627.864	0,72
67	SMGR	10.712.320.531	27.440.798.401	0,39
68	SMRA	11.228.512.108	7.529.749.914	1,49

69	SSMS	3.939.799.027	3.034.051.845	1,30
70	TBIG	21.208.875	1.590.796	13,33
71	TLKM	72.745	93.428	0,78
72	UNTR	22.465.074	39.250.325	0,57
73	UNVR	10.902.585	4.827.360	2,26
74	WIKA	14.164.304.669	5.438.101.365	2,60
75	AALI	6.632.640	17.593.482	0,38
76	ADHI	14.652.655.996.381	5.442.779.962.898	2,69
77	AKRA	7.756.420.389	8.074.320.321	0,96
78	ANTM	11.572.740.239	18.408.795.573	0,63
79	ASII	121.949	139.906	0,87
80	ASRI	12.998.285.601	7.187.845.081	1,81
81	BBNI	492.701.125	89.254.000	5,52
82	BBRI	856.831.836	146.812.590	5,84
83	BBTN	195.037.943	19.130.536	10,20
84	BMRI	824.559.898	153.369.723	5,38
85	BSDE	13.939.298.974.339	24.352.907.009.392	0,57
86	CPIN	10.047.751	14.157.243	0,71
87	ELSA	1.290.051	2.704.816	0,48
88	GGM	23.387.406	39.564.228	0,59
89	HMSP	8.333.263	34.175.014	0,24
90	ICBP	10.401.125	18.500.823	0,56
91	INDF	38.233.092	43.941.423	0,87
92	INTP	4.011.877	26.138.703	0,15
93	JSMR	37.161.482.595	16.338.840.064	2,27
94	KLBF	2.762.162.069.572	12.463.847.141.085	0,22
95	LPKR	23.528.544	22.075.139	1,07
96	LPPF	3.003.635	1.855.243	1,62
97	LSIP	1.813.104	7.645.984	0,24
98	MPPA	4.272.002	2.429.732	1,76
99	MYX	2.396.355.541.497	6.013.913.000.878	0,40
100	PTBA	8.024.369	10.552.405	0,76
101	PTPP	20.436.609.059.979	10.796.157.507.411	1,89
102	PWON	9.654.447.854	11.019.693.800	0,88
103	SCMA	1.115.203.785	3.705.408.156	0,30
104	SILO	1.086.619.553.976	3.129.069.996.103	0,35
105	SMGR	13.652.504.525	30.574.391.457	0,45

106	SMRA	12.644.764.172	8.165.555.485	1,55
107	TBIG	21.996.126	1.624.142	13,54
108	UNTR	21.369.286	42.621.943	0,50
109	UNVR	12.041.437	4.704.258	2,56
110	WIKA	18.597.824.186	12.498.715.304	1,49
111	WSKT	44.651.963.165.082	16.773.218.556.948	2,66

		Blockholder ownership = (Jumlah Saham Yang Dimiliki Blockholder / Jumlah Saham Yang Beredar)		
No	Code	Saham Yang dimiliki Blocholder	Saham Beredar	Blockholder Ownership
1	AALI	1.574.739.790	1.574.745.000	1,00
2	ADHI	918.680.000	882.640.000	1,04
3	AKRA	2.300.410.320	3.913.637.674	0,59
4	ANTM	6.199.999.999	9.538.459.750	0,65
5	ASRI	10.115.790.364	19.649.411.888	0,51
6	BBNI	10.972.187.475	18.648.656.458	0,59
7	BBRI	13.999.999.999	24.669.162.000	0,57
8	BBTN	6.353.999.999	10.567.696.000	0,60
9	BKSL	13.056.053.296	31.396.905.010	0,42
10	BMRI	13.999.999.999	23.333.333.333	0,60
11	BMTR	7.046.642.500	14.198.613.922	0,50
12	BSDE	9.701.970.630	18.371.846.392	0,53
13	CPIN	9.106.385.410	16.398.000.000	0,56
14	CTRA	5.811.684.876	15.165.815.994	0,38
15	EXCL	5.674.125.290	8.534.490.667	0,66
16	GGRM	1.453.589.500	1.924.088.000	0,76
17	ICBP	4.695.839.000	5.830.954.000	0,81
18	INDF	4.396.103.450	8.780.426.500	0,50
19	INTP	2.357.216.097	3.681.231.699	0,64
20	JSMR	4.759.999.999	6.800.000.000	0,70
21	KLBF	26.584.505.085	46.875.122.110	0,57
22	LPKR	5.338.899.908	22.771.585.211	0,23
23	LPPF	1.419.515.993	2.917.918.080	0,49
24	LSIP	4.058.425.010	6.882.863.965	0,59
25	MAIN	1.001.675.000	1.791.000.000	0,56

26	MLPL	1.499.750.000	1.875.000.000	0,80
27	MNCN	9.364.726.073	13.953.981.500	0,67
28	PTBA	1.498.087.499	2.174.134.350	0,69
29	PTPP	2.469.642.760	4.842.436.500	0,51
30	PWON	27.738.526.730	48.159.602.400	0,58
31	SCMA	9.035.972.751	14.621.367.400	0,62
32	SMRA	5.430.364.728	14.426.781.680	0,38
33	TBIG	2.654.056.142	4.796.526.199	0,55
34	UNTR	2.219.317.358	3.730.135.136	0,59
35	UNVR	6.484.877.500	7.630.000.000	0,85
36	VIVA	9.942.377.093	16.464.270.400	0,60
37	WIKA	3.999.999.999	6.149.225.000	0,65
38	WSKT	6.549.921.000	9.727.504.205	0,67
39	AALI	1.254.831.088	1.574.745.000	0,80
40	ADHI	1.816.046.624	3.560.849.376	0,51
41	AKRA	2.336.456.120	3.949.030.235	0,59
42	ANTM	15.619.999.999	24.030.764.725	0,65
43	ASII	20.288.255.040	40.483.553.140	0,50
44	ASRI	10.115.790.364	19.649.411.888	0,51
45	BBRI	13.999.999.999	24.459.043.400	0,57
46	BBTN	6.353.999.999	10.582.345.000	0,60
47	BSDE	10.209.383.631	19.246.696.192	0,53
48	CPIN	9.106.385.410	16.398.000.000	0,56
49	CTRA	6.732.663.911	15.330.659.837	0,44
50	EXCL	5.674.125.290	8.541.381.670	0,66
51	GGRM	1.453.589.500	1.924.088.000	0,76
52	ICBP	4.695.839.000	5.830.954.000	0,81
53	INDF	4.396.103.450	8.780.426.500	0,50
54	INTP	2.357.216.097	3.681.231.699	0,64
55	JSMR	4.759.999.999	6.800.000.000	0,70
56	KLBF	26.572.005.085	46.875.122.110	0,57
57	LPKR	5.338.899.908	22.771.585.119	0,23
58	LPPF	552.323.757	2.917.918.080	0,19
59	LSIP	4.058.425.010	6.819.963.965	0,60
60	MNCN	9.043.379.770	13.989.950.400	0,65
61	MPPA	4.104.338.108	5.377.962.800	0,76
62	PTBA	1.498.087.499	2.304.131.850	0,65
63	PTPP	2.469.642.760	4.842.436.500	0,51
64	PWON	25.129.459.200	48.159.602.400	0,52

65	SCMA	9.035.972.751	14.621.367.400	0,62
66	SILO	699.000.000	1.156.100.000	0,60
67	SMGR	3.025.406	5.931.520	0,51
68	SMRA	5.430.364.728	14.426.781.680	0,38
69	SSMS	6.984.926.400	9.525.000.000	0,73
70	TBIG	2.654.056.142	4.796.526.199	0,55
71	TLKM	59.763.715.539	98.198.216.600	0,61
72	UNTR	2.219.317.358	3.730.135.136	0,59
73	UNVR	6.484.877.500	7.630.000.000	0,85
74	WIKA	3.999.999.999	6.149.225.000	0,65
75	AALI	1.533.682.440	1.924.688.333	0,80
76	ADHI	1.816.046.623	3.560.849.376	0,51
77	AKRA	2.338.456.120	3.991.781.170	0,59
78	ANTM	15.619.999.999	24.030.764.725	0,65
79	ASII	20.288.255.040	40.483.553.140	0,50
80	ASRI	10.195.331.864	19.649.411.888	0,52
81	BBNI	10.972.187.475	18.648.656.458	0,59
82	BBRI	13.999.999.999	24.447.444.000	0,57
83	BBTN	6.353.999.999	10.590.000.000	0,60
84	BMRI	13.999.999.999	23.333.333.333	0,60
85	BSDE	9.926.883.630	19.246.696.192	0,52
86	CPIN	9.106.385.410	16.398.000.000	0,56
87	ELSA	4.655.755.000	7.298.500.000	0,64
88	GGRM	1.453.589.500	1.924.088.000	0,76
89	HMSP	4.303.768.845	4.652.723.076	0,92
90	ICBP	9.391.678.000	11.661.908.000	0,81
91	INDF	4.396.103.450	8.780.426.500	0,50
92	INTP	1.877.480.863	3.681.231.699	0,51
93	JSMR	5.080.509.839	7.257.871.200	0,70
94	KLBF	26.488.713.385	46.875.122.110	0,57
95	LPKR	9.232.399.908	22.771.585.119	0,41
96	LPPF	464.786.257	2.917.918.080	0,16
97	LSIP	4.058.425.010	6.819.963.965	0,60
98	MPPA	4.104.338.108	5.377.962.800	0,76
99	MYRX	17.145.385.217	79.840.196.175	0,21
100	PTBA	1.498.087.499	2.108.075.150	0,71
101	PTPP	3.161.947.836	6.199.897.355	0,51
102	PWON	27.032.158.800	48.159.602.400	0,56
103	SCMA	8.870.942.351	14.621.367.400	0,61

104	SILO	865.303.560	1.300.612.500	0,67
105	SMGR	3.025.406	5.931.520	0,51
106	SMRA	5.430.364.728	14.426.781.680	0,38
107	TBIG	2.519.512.004	4.531.399.889	0,56
108	UNTR	2.219.317.358	3.730.135.136	0,59
109	UNVR	6.484.877.500	7.145.122.500	0,91
110	WIKA	5.834.850.000	8.969.951.372	0,65
111	WSKT	8.963.697.886	13.573.654.550	0,66

Hasil Pengembalian Aset = Laba bersih / Total Aset				
No	Code	Laba Bersih	Total Aset	Profitability
1	AALI	2.584.645	18.558.329	0,14
2	ADHI	326.616.041.206	10.458.881.684.274	0,03
3	AKRA	739.585.574	14.791.917.177	0,05
4	ANTM	(775.179.044)	22.044.202.220	(0,04)
5	ASRI	1.176.955.123	16.924.366.954	0,07
6	BBNI	11.914.732	416.573.708	0,03
7	BBRI	24.759.999	801.955.021	0,03
8	BBTN	1.115.625	144.575.961	0,01
9	BKSL	40.788.335.885	9.796.065.262.250	0,00
10	BMRI	21.482.680	855.039.673	0,03
11	BMTR	1.194.206	25.365.211	0,05
12	BSDE	3.994.332.311.548	28.134.725.397.393	0,14
13	CPIN	1.746.644	20.862.439	0,08
14	CTRA	1.794.142.840.271	23.283.477.620.916	0,08
15	EXCL	(917.315)	63.706.488	(0,01)
16	GGRM	5.395.293	58.220.600	0,09
17	ICBP	2.522.328	24.910.211	0,10
18	INDF	4.812.618	85.938.885	0,06
19	INTP	5.153.776	28.884.973	0,18
20	JSMR	1.215.847.329	31.857.947.989	0,04
21	KLBF	2.129.215.450.082	12.425.032.367.729	0,17
22	LPKR	2.996.883.861.857	37.761.220.693.695	0,08
23	LPPF	1.419.118	3.408.372	0,42
24	LSIP	918.566	8.655.146	0,11

25	MAIN	(84.778.033)	3.531.219.815	(0,02)
26	MLPL	67.701.167	1.734.969.888	0,04
27	MNCN	1.850.941	13.609.003	0,14
28	PTBA	2.123.653	14.812.023	0,14
29	PTPP	532.065.270.922	14.611.864.850.970	0,04
30	PWON	2.597.078.888	16.770.742.538	0,15
31	SCMA	1.448.274.225	4.728.435.671	0,31
32	SMRA	1.387.516.904	15.379.478.994	0,09
33	TBIG	1.356.503	22.034.082	0,06
34	UNTR	4.923.458	60.292.031	0,08
35	UNVR	5.738.523	14.280.670	0,40
36	VIVA	173.068.143	6.156.441.818	0,03
37	WIKA	750.795.820	15.915.161.682	0,05
38	WSKT	497.057.611.319	12.542.041.344.848	0,04
39	AALI	689.403	21.512.371	0,03
40	ADHI	878.753.954.012	16.761.063.514.879	0,05
41	AKRA	1.084.776.293	15.203.129.563	0,07
42	ANTM	912.556.051	30.356.850.890	0,03
43	ASII	16.454	245.435	0,07
44	ASRI	686.484.951	18.709.870.126	0,04
45	BBRI	24.872.130	878.426.312	0,03
46	BBTN	1.811.337	171.807.592	0,01
47	BSDE	2.346.109.798.881	36.022.148.489.646	0,07
48	CPIN	1.850.392	24.684.915	0,07
49	CTRA	1.753.690.105.240	26.258.718.560.250	0,07
50	EXCL	7.871	58.844.320	0,00
51	GGRM	6.458.516	63.505.413	0,10
52	ICBP	3.025.095	26.560.624	0,11
53	INDF	4.867.347	91.831.526	0,05
54	INTP	4.258.600	27.638.360	0,15
55	JSMR	1.319.200.546	36.724.982.487	0,04
56	KLBF	2.083.402.901.121	13.696.417.381.439	0,15
57	LPKR	616.914.134.886	41.326.558.178.049	0,01
58	LPPF	1.798.352	3.889.291	0,46
59	LSIP	689.704	8.848.792	0,08
60	MNCN	1.262.680	14.474.557	0,09
61	MPPA	178.334	6.294.210	0,03
62	PTBA	1.875.933	16.894.043	0,11
63	PTPP	2.037.652.190.533	19.128.811.782.419	0,11

64	PWON	1.408.605.517	18.778.122.467	0,08
65	SCMA	1.539.244.879	4.565.963.576	0,34
66	SILO	86.132.813.300	2.986.270.148.106	0,03
67	SMGR	4.662.164.336	38.153.118.932	0,12
68	SMRA	1.086.441.281	18.758.262.022	0,06
69	SSMS	571.075.154	6.973.850.872	0,08
70	TBIG	770.039	22.799.671	0,03
71	TLKM	23.945	166.173	0,14
72	UNTR	3.311.814	61.715.399	0,05
73	UNVR	5.864.386	15.729.945	0,37
74	WIKA	709.311.344	19.602.406.034	0,04
75	AALI	2.179.787	24.226.122	0,09
76	ADHI	404.656.636.221	20.095.435.959.279	0,02
77	AKRA	901.037.718	15.830.740.710	0,06
78	ANTM	92.076.611	29.981.535.812	0,00
79	ASII	19.804	261.855	0,08
80	ASRI	520.649.362	20.186.130.682	0,03
81	BBNI	12.332.684	603.031.880	0,02
82	BBRI	41.380.007	1.003.644.426	0,04
83	BBTN	5.631.617	214.168.479	0,03
84	BMRI	40.345.048	1.038.706.009	0,04
85	BSDE	2.018.142.293.142	38.292.205.983.731	0,05
86	CPIN	2.217.856	24.204.994	0,09
87	ELSA	145.871	3.994.867	0,04
88	GGRM	6.586.081	62.951.634	0,10
89	HMSP	12.530.201	42.508.277	0,29
90	ICBP	3.635.216	28.901.948	0,13
91	INDF	4.984.305	82.174.515	0,06
92	INTP	3.800.464	30.150.580	0,13
93	JSMR	1.803.054.456	53.500.322.659	0,03
94	KLBF	2.353.923.940.687	15.226.009.210.657	0,15
95	LPKR	1.636.156	45.603.683	0,04
96	LPPF	1.995.902	4.858.878	0,41
97	LSIP	560.324	9.459.088	0,06
98	MPPA	55.415	6.710.734	0,01
99	MYRX	68.020.961.307	8.410.268.542.375	0,01
100	PTBA	1.875.631	18.576.774	0,10
101	PTPP	1.277.066.025.557	31.232.766.567.390	0,04
102	PWON	1.776.412.002	20.674.141.654	0,09

103	SCMA	1.501.676.948	4.820.611.941	0,31
104	SILO	94.091.568.865	4.215.689.550.079	0,02
105	SMGR	4.368.343.864	44.226.895.982	0,10
106	SMRA	595.879.214	20.810.319.657	0,03
107	TBIG	1.530.057	23.620.268	0,06
108	UNTR	5.195.280	63.991.229	0,08
109	UNVR	5.957.507	16.745.695	0,36
110	WIKA	1.128.869.266	31.096.539.490	0,04
111	WSKT	1.809.183.476.256	61.425.181.722.030	0,03

Company Size = LogaritmaTotal ASET			
No	Code	Total Aset	Size Company
1	AALI	18.558.329	7,27
2	ADHI	10.485.881.684.274	13,02
3	AKRA	14.791.917.177	10,17
4	ANTM	22.022.202.220	10,34
5	ASRI	16.924.366.954	10,23
6	BBNI	416.573.708	8,62
7	BBRI	801.955.021	8,90
8	BBTN	144.575.961	8,16
9	BKSL	9.796.065.262.250	12,99
10	BMRI	855.039.673	8,93
11	BMTR	25.365.211	7,40
12	BSDE	28.134.725.397.393	13,45
13	CPIN	20.862.439	7,32
14	CTRA	23.283.477.620.916	13,37
15	EXCL	63.706.488	7,80
16	GGRM	58.220.600	7,77
17	ICBP	24.910.211	7,40
18	INDF	85.938.885	7,93
19	INTP	28.884.973	7,46
20	JSMR	31.857.947.989	10,50
21	KLBF	12.425.032.367.729	13,09
22	LPKR	37.761.220.693.695	13,58
23	LPPF	3.408.372	6,53
24	LSIP	8.655.146	6,94

25	MAIN	3.531.219.815	9,55
26	MLPL	1.734.969.888	9,24
27	MNCN	13.609.033	7,13
28	PTBA	14.812.023	7,17
29	PTPP	14.611.864.850.970	13,16
30	PWON	16.770.742.538	10,22
31	SCMA	4.728.435.671	9,67
32	SMRA	15.379.478.994	10,19
33	TBIG	22.034.082	7,34
34	UNTR	60.292.031	7,78
35	UNVR	14.280.670	7,15
36	VIVA	6.156.441.818	9,79
37	WIKA	15.915.161.682	10,20
38	WSKT	12.542.041.344.848	13,10
39	AALI	21.512.371	7,33
40	ADHI	16.761.063.514.879	13,22
41	AKRA	15.203.129.563	10,18
42	ANTM	30.356.850.890	10,48
43	ASII	245.435	5,39
44	ASRI	18.709.870.126	10,27
45	BBRI	878.426.312	8,94
46	BBTN	171.807.592	8,24
47	BSDE	36.022.148.489.646	13,56
48	CPIN	24.684.915	7,39
49	CTRA	26.258.718.560.250	13,42
50	EXCL	58.844.320	7,77
51	GGRM	63.505.413	7,80
52	ICBP	26.560.624	7,42
53	INDF	91.831.526	7,96
54	INTP	27.638.360	7,44
55	JSMR	36.724.982.487	10,56
56	KLBF	13.696.417.381.439	13,14
57	LPKR	41.326.558.178.049	13,62
58	LPPF	3.889.291	6,59
59	LSIP	8.848.792	6,95
60	MNCN	14.474.557	7,16
61	MPPA	6.294.210	6,80
62	PTBA	16.894.043	7,23
63	PTPP	19.128.811.782.419	13,28

64	PWON	18.778.122.467	10,27
65	SCMA	4.565.963.576	9,66
66	SILO	2.986.270.148.106	12,48
67	SMGR	38.153.118.932	10,58
68	SMRA	18.758.262.022	10,27
69	SSMS	6.973.850.872	9,84
70	TBIG	22.799.671	7,36
71	TLKM	166.173	5,22
72	UNTR	61.715.399	7,79
73	UNVR	15.729.945	7,20
74	WIKA	19.602.406.034	10,29
75	AALI	24.226.122	7,38
76	ADHI	20.095.435.959.279	13,30
77	AKRA	15.830.740.710	10,20
78	ANTM	29.981.535.812	10,48
79	ASII	261.855	5,42
80	ASRI	20.186.130.682	10,31
81	BBNI	603.031.880	8,78
82	BBRI	1.003.644.426	9,00
83	BBTN	214.168.479	8,33
84	BMRI	1.038.706.009	9,02
85	BSDE	38.292.205.983.731	13,58
86	CPIN	24.204.994	7,38
87	ELSA	3.994.867	6,60
88	GGRM	62.951.634	7,80
89	HMSP	42.508.277	7,63
90	ICBP	28.901.948	7,46
91	INDF	82.174.515	7,91
92	INTP	30.150.580	7,48
93	JSMR	53.500.322.659	10,73
94	KLBF	15.226.009.210.657	13,18
95	LPKR	45.603.683	7,66
96	LPPF	4.858.878	6,69
97	LSIP	9.459.088	6,98
98	MPPA	6.701.734	6,83
99	MYRX	8.410.268.542.375	12,92
100	PTBA	18.576.774	7,27
101	PTPP	31.232.766.567.390	13,49
102	PWON	20.674.141.654	10,32

103	SCMA	4.820.611.941	9,68
104	SILO	4.215.689.550.079	12,62
105	SMGR	44.226.895.982	10,65
106	SMRA	20.810.319.657	10,32
107	TBIG	23.620.268	7,37
108	UNTR	63.991.229	7,81
109	UNVR	16.745.695	7,22
110	WIKA	31.096.539.490	10,49
111	WSKT	61.425.181.722.030	13,79

Rasio Lancar = Aset Lancar/kewajiban lancar				
No	Code	Aset Lancar	Kewajiban Lancar	Liquidity
1	AALI	2.403.615	4.110.955	0,58
2	ADHI	9.484.298.907.925	7.069.703.612.022	1,34
3	AKRA	6.719.745.065	6.183.756.223	1,09
4	ANTM	6.343.109.936	3.862.917.319	1,64
5	ASRI	3.188.091.155	2.803.110.232	1,14
6	BBNI	409.683.344	1.813.065	225,96
7	BBRI	785.584.957	7.043.772	111,53
8	BBTN	140.896.100	1.835.807	76,75
9	BKSL	6.978.438.957.132	2.326.646.387.344	3,00
10	BMRI	829.037.716	1.156.366	716,93
11	BMTR	10.699.101	2.563.631	4,17
12	BSDE	11.623.677.431.540	5.329.326.982.247	2,18
13	CPIN	10.009.670	4.467.240	2,24
14	CTRA	11.446.517.617.171	7.775.481.053.758	1,47
15	EXCL	13.309.762	15.398.292	0,86
16	GGRM	38.532.600	23.783.134	1,62
17	ICBP	13.603.527	6.230.997	2,18
18	INDF	40.995.736	22.681.686	1,81
19	INTP	16.086.773	3.260.559	4,93
20	JSMR	3.641.371.741	4.312.916.751	0,84
21	KLBF	8.120.805.370.192	2.385.920.172.489	3,40
22	LPKR	29.962.691.722.606	5.725.392.423.352	5,23
23	LPPF	2.117.507	2.518.521	0,84
24	LSIP	1.863.506	748.076	2,49
25	MAIN	1.875.171.451	1.742.383.589	1,08
26	MLPL	1.303.538.236	1.021.885.408	1,28
27	MNCN	8.670.175	892.276	9,72
28	PTBA	7.416.805	3.574.129	2,08
29	PTPP	13.545.180.416.606	9.838.496.713.070	1,38
30	PWON	5.506.991.226	3.913.147.398	1,41

31	SCMA	3.200.365.924	819.157.784	3,91
32	SMRA	5.465.707.225	3.992.597.625	1,37
33	TBIG	3.152.206	9.124.102	0,35
34	UNTR	33.579.799	16.297.816	2,06
35	UNVR	6.337.170	8.864.832	0,71
36	VIVA	3.060.220.336	1.057.647.209	2,89
37	WIKA	9.514.446.542	8.476.042.469	1,12
38	WSKT	10.524.167.905.318	7.728.153.555.876	1,36
39	AALI	2.814.123	3.522.133	0,80
40	ADHI	14.691.152.497.441	9.414.462.014.334	1,56
41	AKRA	7.285.598.874	4.871.402.133	1,50
42	ANTM	11.252.826.560	4.339.330.380	2,59
43	ASII	105.161	76.242	1,38
44	ASRI	2.698.917.559	3.752.467.213	0,72
45	BBRI	854.888.412	5.138.562	166,37
46	BBTN	167.152.103	1.960.789	85,25
47	BSDE	16.789.559.633.165	6.146.403.064.486	2,73
48	CPIN	12.013.294	5.703.842	2,11
49	CTRA	12.544.502.107.460	8.013.555.295.086	1,57
50	EXCL	10.151.586	15.748.214	0,64
51	GGRM	42.568.431	24.045.086	1,77
52	ICBP	13.961.500	6.002.344	2,33
53	INDF	42.816.745	25.107.538	1,71
54	INTP	13.133.854	2.687.743	4,89
55	JSMR	3.729.046.503	7.743.786.951	0,48
56	KLBF	8.748.491.608.702	2.365.880.490.863	3,70
57	LPKR	33.576.937.023.270	4.856.883.553.932	6,91
58	LPPF	2.272.941	2.439.014	0,93
59	LSIP	1.268.557	571.162	2,22
60	MNCN	7.726.851	1.039.805	7,43
61	MPPA	3.971.189	2.814.709	1,41
62	PTBA	7.598.476	4.922.733	1,54
63	PTPP	15.430.535.434.558	11.114.413.553.106	1,39
64	PWON	5.408.561.738	4.423.677.906	1,22
65	SCMA	2.843.499.538	860.469.667	3,30
66	SILO	956.092.850.830	629.788.258.185	1,52
67	SMGR	10.538.703.910	6.599.189.622	1,60
68	SMRA	7.289.681.520	4.409.686.044	1,65
69	SSMS	1.732.967.777	1.302.632.857	1,33
70	TBIG	2.605.510	1.914.539	1,36
71	TLKM	47.912	35.413	1,35
72	UNTR	39.259.708	18.280.285	2,15
73	UNVR	6.623.114	10.127.542	0,65
74	WIKA	12.560.285.337	10.597.534.431	1,19

75	AALI	4.051.544	3.942.967	1,03
76	ADHI	16.835.408.075.068	13.044.369.547.114	1,29
77	AKRA	7.391.379.002	5.815.707.526	1,27
78	ANTM	10.630.221.568	4.352.313.598	2,44
79	ASII	110.403	89.079	1,24
80	ASRI	3.082.309.251	3.434.222.096	0,90
81	BBNI	579.728.149	3.275.668	176,98
82	BBRI	962.117.726	5.410.313	177,83
83	BBTN	205.557.984	2.081.886	98,74
84	BMRI	983.539.884	1.569.911	626,49
85	BSDE	16.341.455.817.712	5.566.196.840.616	2,94
86	CPIN	12.059.433	5.550.257	2,17
87	ELSA	1.618.098	1.213.881	1,33
88	GGRM	41.933.173	21.638.565	1,94
89	HMSP	33.647.496	6.428.478	5,23
90	ICBP	15.571.362	6.469.785	2,41
91	INDF	28.985.443	19.219.441	1,51
92	INTP	14.424.622	3.187.742	4,53
93	JSMR	12.965.884.489	18.626.988.996	0,70
94	KLBF	9.572.529.767.897	2.317.161.787.100	4,13
95	LPKR	37.453.409	6.866.309	5,45
96	LPPF	2.974.052	2.588.354	1,15
97	LSIP	1.919.661	780.627	2,46
98	MPPA	4.102.458	3.333.880	1,23
99	MYRX	878.997.821.781	1.647.814.016.897	0,53
100	PTBA	8.349.927	5.042.747	1,66
101	PTPP	24.344.024.640.376	15.878.599.066.552	1,53
102	PWON	6.126.852	4.618.261.907	0,00
103	SCMA	2.952.180.869	990.467.600	2,98
104	SILO	1.906.829.893.007	726.016.673.172	2,63
105	SMGR	10.373.158.827	8.151.673.428	1,27
106	SMRA	8.698.817.086	4.217.371.528	2,06
107	TBIG	1.960.672	2.899.952	0,68
108	UNTR	42.197.323	18.355.948	2,30
109	UNVR	6.588.109	10.878.074	0,61
110	WIKA	21.552.497.929	14.606.162.083	1,48
111	WSKT	36.882.457.492.758	31.461.535.721.603	1,17

Free Cash Flow = Arus Kas Operasi-Arus kas Investasi				
No	Code	Arus Kas Operasi	Arus kas Investasi	Free Cash Flow
1	AALI	3.022.020	3.586.952	(564.932,00)
2	ADHI	(978.231.044.800)	(587.941.244.702)	(390.289.800.098,00)
3	AKRA	2.129.380.682	(777.007.604)	2.906.388.286,00
4	ANTM	391.684.676	(1.639.021.756)	2.030.706.432,00
5	ASRI	653.035.948	(1.769.489.234)	2.422.525.182,00
6	BBNI	(610.370)	(2.406.032)	1.795.662,00
7	BBRI	84.930.076	(49.213.146)	134.143.222,00
8	BBTN	(2.049.009)	(3.332.479)	1.283.470,00
9	BKSL	38.327.257.924	(78.385.240.873)	116.712.498.797,00
10	BMRI	21.091.691	(7.084.002)	28.175.693,00
11	BMTR	1.545.216	(5.125.899)	6.671.115,00
12	BSDE	126.342.552.051	(2.184.175.449.792)	2.310.518.001.843,00
13	CPIN	239.221	(3.586.399)	3.825.620,00
14	CTRA	1.989.104.868.881	(3.697.803.867.049)	5.686.908.735.930,00
15	EXCL	8.540.116	(16.677.612)	25.217.728,00
16	GGRM	1.657.776	(5.069.199)	6.726.975,00
17	ICBP	3.860.843	(1.749.908)	5.610.751,00
18	INDF	9.269.318	(10.162.607)	19.431.925,00
19	INTP	5.344.607	(3.395.834)	8.740.441,00
20	JSMR	1.852.168.566	(3.651.970.178)	5.504.138.744,00
21	KLBF	2.316.125.821.045	(676.505.875.521)	2.992.631.696.566,00
22	LPKR	731.470.095.313	(348.598.401.294)	1.080.068.496.607,00
23	LPPF	1.874.402	(268.997)	2.143.399,00
24	LSIP	1.514.555	(1.205.660)	2.720.215,00
25	MAIN	(301.780.493)	(664.372.165)	362.591.672,00
26	MLPL	266.197.497	(136.171.606)	402.369.103,00
27	MNCN	1.098.167	(2.735.742)	3.833.909,00
28	PTBA	1.976.117	(2.035.306)	4.011.423,00
29	PTPP	282.346.734.521	(525.444.455.654)	807.791.190.175,00
30	PWON	1.994.263.395	(3.051.198.504)	5.045.461.899,00
31	SCMA	1.178.602.451	(186.716.756)	1.365.319.207,00
32	SMRA	(1.475.017.061)	(1.278.803.174)	(196.213.887,00)
33	TBIG	2.552.732	(2.363.181)	4.915.913,00
34	UNTR	9.364.120	(3.482.345)	12.846.465,00
35	UNVR	6.462.722	(1.006.941)	7.469.663,00

36	VIVA	648.109.975	(1.332.617.890)	1.980.727.865,00
37	WIKA	(177.690.760)	(1.268.223.615)	1.090.532.855,00
38	WSKT	(88.710.322.099)	(1.082.452.759.692)	993.742.437.593,00
39	AALI	1.027.773	(3.119.463)	4.147.236,00
40	ADHI	241.052.341.639	(224.003.058.587)	465.055.400.226,00
41	AKRA	981.427.047	(280.212.522)	1.261.639.569,00
42	ANTM	488.904.984	(2.103.884.552)	2.592.789.536,00
43	ASII	26.290	(7.541)	33.831,00
44	ASRI	552.017.180	(49.890.714)	601.907.894,00
45	BBRI	45.544.908	(56.704.530)	102.249.438,00
46	BBTN	1.707.579	2.643.735	(936.156,00)
47	BSDE	(167.069.726.926)	(626.062.957.565)	458.993.230.639,00
48	CPIN	1.707.438	(1.869.377)	3.576.815,00
49	CTRA	1.452.270.017.886	(2.561.856.473.873)	4.014.126.491.759,00
50	EXCL	7.506.407	(4.605.487)	12.111.894,00
51	GGRM	3.200.820	(2.900.394)	6.101.214,00
52	ICBP	3.485.533	(2.047.434)	5.532.967,00
53	INDF	4.213.613	(5.665.905)	9.879.518,00
54	INTP	5.049.117	(2.696.658)	7.745.775,00
55	JSMR	1.713.543.029	(4.012.954.887)	5.726.497.916,00
56	KLBF	2.456.995.428.106	(801.460.782.255)	3.258.456.210.361,00
57	LPKR	(2.710.700.676.429)	204.819.718.850	(2.915.520.395.279,00)
58	LPPF	2.249.020	(463.107)	2.712.127,00
59	LSIP	849.480	(1.110.076)	1.959.556,00
60	MNCN	1.249.167	(1.063.613)	2.312.780,00
61	MPPA	(141.062)	(582.865)	441.803,00
62	PTBA	1.897.771	(1.113.356)	3.011.127,00
63	PTPP	502.626.694.452	(662.004.226.231)	1.164.630.920.683,00
64	PWON	1.741.992.351	(2.055.055.334)	3.797.047.685,00
65	SCMA	1.506.974.464	(112.018.993)	1.618.993.457,00
66	SILO	255.145.682.013	(352.031.638.242)	607.177.320.255,00
67	SMGR	7.288.586.537	(5.592.270.643)	12.880.857.180,00
68	SMRA	(20.685.171)	(1.906.649.181)	1.885.964.010,00
69	SSMS	61.188.070	117.949.920	(56.761.850,00)
70	TBIG	2.218.480	(1.591.181)	3.809.661,00
71	TLKM	43.669	(27.421)	71.090,00
72	UNTR	12.039.161	(3.806.612)	15.845.773,00
73	UNVR	6.299.051	(1.429.245)	7.728.296,00
74	WIKA	238.405.380	(325.091.864)	563.497.244,00

75	AALI	2.511.823	(2.395.413)	4.907.236,00
76	ADHI	(1.752.901.684.638)	(348.987.857.404)	(1.403.913.827.234,00)
77	AKRA	651.623.298	(689.045.630)	1.340.668.928,00
78	ANTM	1.015.391.750	(1.382.046.458)	2.397.438.208,00
79	ASII	19.407.000	(10.798)	19.417.798,00
80	ASRI	1.482.024.047	(377.030.118)	1.859.054.165,00
81	BBNI	15.422.131	29.400.164	(13.978.033,00)
82	BBRI	21.770.833	(3.324.382)	25.095.215,00
83	BBTN	9.783.925	(1.974.142)	11.758.067,00
84	BMRI	41.521.119	(6.162.781)	47.683.900,00
85	BSDE	(264.246.326.033)	(981.536.181.821)	717.289.855.788,00
86	CPIN	4.157.137	(1.176.737)	5.333.874,00
87	ELSA	340.055	(104.075)	444.130,00
88	GGRM	6.937.650	(2.226.043)	9.163.693,00
89	HMSP	14.076.579	(362.419)	14.438.998,00
90	ICBP	4.584.964	(1.560.132)	6.145.096,00
91	INDF	7.175.603	(848.823)	8.024.426,00
92	INTP	3.546.113	(973.959)	4.520.072,00
93	JSMR	2.245.042.812	(13.904.349.817)	16.149.392.629,00
94	KLBF	2.159.833.281.176	(1.014.922.828.804)	3.174.756.109.980,00
95	LPKR	(558.962)	629.579	(1.188.541,00)
96	LPPF	2.531.383	(506.621)	3.038.004,00
97	LSIP	1.071.563	(396.168)	1.467.731,00
98	MPPA	582.579	(627.666)	1.210.245,00
99	MYRX	564.551.783.134	(387.413.571.047)	951.965.354.181,00
100	PTBA	1.928.346	(315.119)	2.243.465,00
101	PTPP	986.831.200.221	(1.826.286.676.813)	2.813.117.877.034,00
102	PWON	1.324.703.811	(1.141.363.465)	2.466.067.276,00
103	SCMA	1.384.727.657	(250.323.036)	1.635.050.693,00
104	SILO	239.865.949.631	(567.772.769.519)	807.638.719.150,00
105	SMGR	5.180.010.976	(5.529.206.600)	10.709.217.576,00
106	SMRA	71.074.183	(799.148.480)	870.222.663,00
107	TBIG	3.773.978	(1.365.332)	5.139.310,00
108	UNTR	10.005.397	(2.485.056)	12.490.453,00
109	UNVR	6.684.219	(1.779.098)	8.463.317,00
110	WIKA	(1.119.609.477)	(811.127.506)	(308.481.971,00)
111	WSKT	(7.762.413.775.203)	(9.554.936.586.944)	1.792.522.811.741,00

No	Code	Sales Growth = ((Penjualan T- Penjualan T-1)/ penjualan T-1) x 100%		
		Penjualan T	Penjualan T-1	Sales Growth
1	AALI	16.305.831	12.674.999	0,29
2	ADHI	8.653.578.309.020	9.799.598.396.362	(0,12)
3	AKRA	22.468.327.501	22.337.928.480	0,01
4	ANTM	9.420.630.933	11.298.321.506	(0,17)
5	ASRI	3.630.914.079	3.684.239.761	(0,01)
6	BBNI	33.364.942	26.450.708	0,26
7	BBRI	75.122.213	59.461.084	0,26
8	BBTN	894.820	763.983	0,17
9	BKSL	712.472.394.627	961.988.029.182	(0,26)
10	BMRI	62.637.942	50.208.842	0,25
11	BMTR	10.657.152	10.019.977	0,06
12	BSDE	5.571.872.356.240	5.741.264.172.193	(0,03)
13	CPIN	29.150.275	25.662.992	0,14
14	CTRA	6.344.235.902.316	5.077.062.064.784	0,25
15	EXCL	23.460.015	21.265.060	0,10
16	GGRM	65.185.850	55.436.954	0,18
17	ICBP	30.022.463	25.094.681	0,20
18	INDF	63.594.452	55.623.657	0,14
19	INTP	19.996.264	18.691.286	0,07
20	JSMR	9.175.319.005	10.271.467.635	(0,11)
21	KLBF	17.368.532.547.558	16.002.131.057.048	0,09
22	LPKR	11.655.041.747.007	6.666.214.436.739	0,75
23	LPPF	7.925.547	6.754.326	0,17
24	LSIP	4.726.539	4.133.679	0,14
25	MAIN	4.502.078.127	4.193.082.465	0,07
26	MLPL	1.965.149.608	1.505.029.935	0,31
27	MNCN	6.665.978	6.522.347	0,02
28	PTBA	13.077.962	11.209.219	0,17
29	PTPP	12.427.371.312.550	11.655.844.311.524	0,07
30	PWON	3.872.272.942	3.029.797.151	0,28
31	SCMA	4.055.701.641	3.694.747.871	0,10
32	SMRA	5.333.593.142	4.093.789.495	0,30
33	TBIG	3.306.812	2.690.500	0,23
34	UNTR	53.141.768	51.012.385	0,04
35	UNVR	34.511.534	30.757.435	0,12
36	VIVA	2.252.677.016	1.674.375.150	0,35

37	WIKA	12.463.216.228	11.884.667.552	0,05
38	WSKT	10.286.813.284.004	9.686.610.301.864	0,06
39	AALI	13.059.216	16.305.831	(0,20)
40	ADHI	9.389.570.098.578	8.653.578.309.020	0,09
41	AKRA	19.764.821.141	22.468.327.501	(0,12)
42	ANTM	10.531.504.802	9.420.630.933	0,12
43	ASII	184.196	201.701	(0,09)
44	ASRI	2.783.700.318	3.630.914.079	(0,23)
45	BBRI	85.434.037	75.122.213	0,14
46	BBTN	1.106.526	894.820	0,24
47	BSDE	6.209.574.072.348	5.613.890.331.615	0,11
48	CPIN	30.107.727	29.150.275	0,03
49	CTRA	7.514.286.638.929	6.340.241.949.996	0,19
50	EXCL	22.876.182	23.460.015	(0,02)
51	GGRM	70.365.573	65.185.850	0,08
52	ICBP	31.741.094	30.022.463	0,06
53	INDF	64.061.947	63.594.452	0,01
54	INTP	17.798.055	19.996.264	(0,11)
55	JSMR	9.848.242.050	9.173.817.307	0,07
56	KLBF	17.887.464.223.321	17.368.532.547.558	0,03
57	LPKR	8.703.650.066.162	11.282.612.489.511	(0,23)
58	LPPF	9.006.893	7.925.547	0,14
59	LSIP	4.189.615	4.726.539	(0,11)
60	MNCN	6.444.935	6.665.978	(0,03)
61	MPPA	13.928.859	13.590.405	0,02
62	PTBA	13.733.627	13.077.962	0,05
63	PTPP	14.217.372.867.769	12.427.371.312.550	0,14
64	PWON	4.625.052.737	3.872.272.942	0,19
65	SCMA	4.237.979.643	4.075.227.281	0,04
66	SILO	4.144.118.302.585	3.340.793.371.873	0,24
67	SMGR	26.948.004.471	26.987.035.135	(0,00)
68	SMRA	5.623.560.624	5.756.983.558	(0,02)
69	SSMS	2.371.878.115	2.616.365.004	(0,09)
70	TBIG	3.421.177	3.306.812	0,03
71	TLKM	102.470	89.696	0,14
72	UNTR	49.347.479	53.141.768	(0,07)
73	UNVR	36.848.030	34.511.534	0,07
74	WIKA	13.620.101.419	12.463.216.288	0,09
75	AALI	14.121.374	13.059.216	0,08

76	ADHI	11.063.942.850.707	9.389.570.098.570	0,18
77	AKRA	15.212.590.884	19.764.821.141	(0,23)
78	ANTM	9.106.260.754	10.531.504.802	(0,14)
79	ASII	181.084	184.196	(0,02)
80	ASRI	2.715.688.780	2.783.700.318	(0,02)
81	BBNI	41.299.306	35.258.239	0,17
82	BBRI	94.787.989	85.434.037	0,11
83	BBTN	17.138.819	14.966.209	0,15
84	BMRI	73.764.225	66.878.851	0,10
85	BSDE	6.521.770.279.079	6.209.574.072.348	0,05
86	CPIN	38.256.857	29.920.628	0,28
87	ELSA	1.711.273	1.803.154	(0,05)
88	GGRM	76.274.147	70.365.573	0,08
89	HMSP	95.466.657	89.069.306	0,07
90	ICBP	34.466.069	31.741.094	0,09
91	INDF	66.750.317	64.061.974	0,04
92	INTP	15.361.894	17.798.055	(0,14)
93	JSMR	16.661.402.998	9.848.242.050	0,69
94	KLBF	19.374.230.957.505	17.887.464.223.321	0,08
95	LPKR	10.324.633	8.703.650	0,19
96	LPPF	9.897.046	9.006.893	0,10
97	LSIP	3.847.869	4.189.615	(0,08)
98	MPPA	13.527.323	13.802.450	(0,02)
99	MYRX	740.024.385.759	81.857.545.455	8,04
100	PTBA	14.058.869	13.845.199	0,02
101	PTPP	16.458.884.219.698	14.217.372.867.769	0,16
102	PWON	4.841.104.813	4.625.052.737	0,05
103	SCMA	4.524.135.762	4.237.979.643	0,07
104	SILO	5.168.363.067.277	4.144.118.302.585	0,25
105	SMGR	26.134.306.138	26.948.004.471	(0,03)
106	SMRA	5.397.948.907	5.623.560.624	(0,04)
107	TBIG	3.711.174	3.421.177	0,08
108	UNTR	45.539.238	49.347.479	(0,08)
109	UNVR	40.053.732	36.484.030	0,10
110	WIKA	15.668.832.513	13.620.101.419	0,15
111	WSKT	23.788.322.626.347	14.152.752.847.612	0,68

Lampiran 2 Deskriptif Statistik

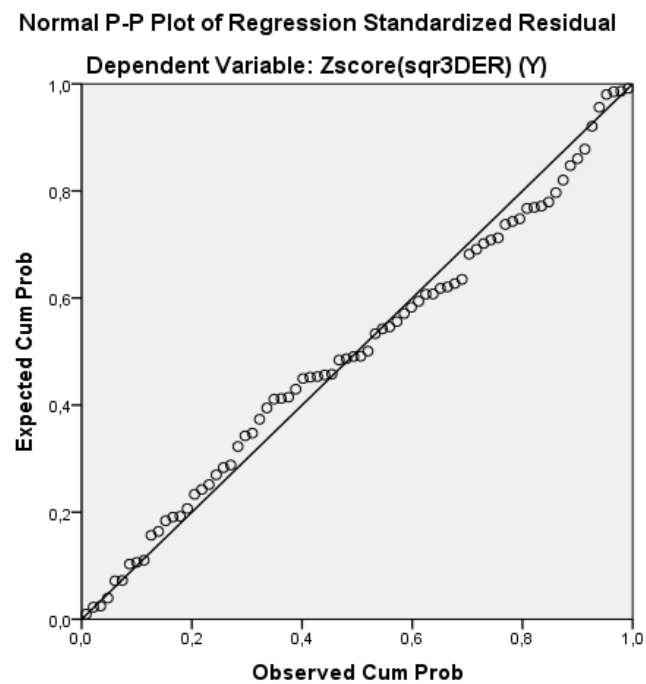
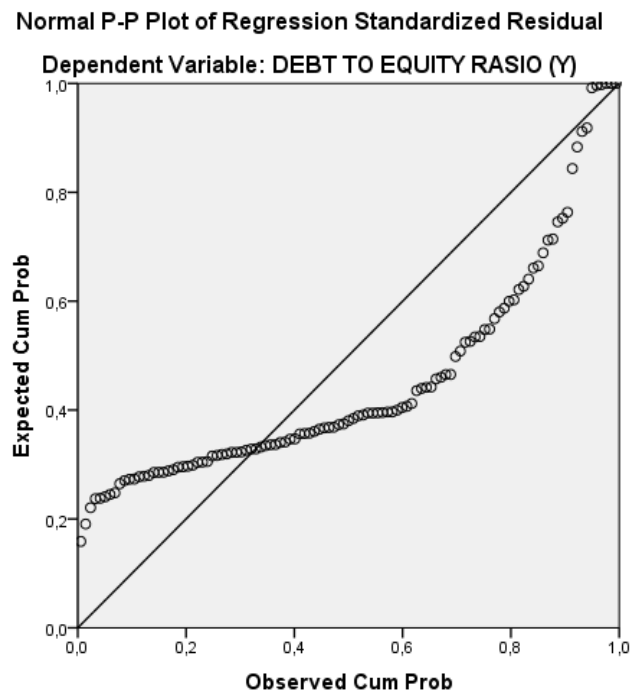
Descriptive Statistics

	N	Minimum	Maximum	Mean	Std. Deviation
DEBT TO EQUITY RASIO (Y)	111	,15	18,19	2,1791	3,06692
BLOCKHOLDER OWNERSHIP (X1)	111	,16	1,04	,5963	,14933
PROFITABILITY (X2)	111	,00	,46	,0919	,09762
COMPANY SIZE (X3)	111	5,22	13,79	9,3517	2,34429
LIQUIDITY (X4)	111	,00	716,93	24,0584	96,29182
FREE CASH FLOW (X5)	111	,00	56869087359 30,00	30906513735 7,6756	90961997124 0,49270
SALES GROWTH (X6)	111	,00	8,04	,1809	,76466
Valid N (listwise)	111				

Lampiran 3 Hasil Uji Asumsi Klasik

1) Hasil Uji Normalitas

a. Hasil Analisis Grafik



b. Hasil Analisis Statistik

One-Sample Kolmogorov-Smirnov Test

		Unstandardized Residual
N		111
Normal Parameters ^{a,b}	Mean	,0000000
	Std. Deviation	2,87006957
Most Extreme Differences	Absolute	,229
	Positive	,229
	Negative	-,204
Test Statistic		,229
Asymp. Sig. (2-tailed)		,000 ^c
Monte Carlo Sig. (2-tailed)	Sig.	,000 ^d
	99% Confidence Interval	Lower Bound
		Upper Bound
		,000

a. Test distribution is Normal.

b. Calculated from data.

c. Lilliefors Significance Correction.

d. Based on 10000 sampled tables with starting seed 299883525.

One-Sample Kolmogorov-Smirnov Test

		Unstandardized Residual
N		76
Normal Parameters ^{a,b}	Mean	,0000000
	Std. Deviation	,41512131
Most Extreme Differences	Absolute	,066
	Positive	,066
	Negative	-,065
Test Statistic		,066
Asymp. Sig. (2-tailed)		,200 ^{c,d}
Monte Carlo Sig. (2-tailed)	Sig.	,870 ^e
	99% Bound	,861
	Confidence Interval	Upper Bound
		,879

a. Test distribution is Normal.

b. Calculated from data.

c. Lilliefors Significance Correction.

d. This is a lower bound of the true significance.

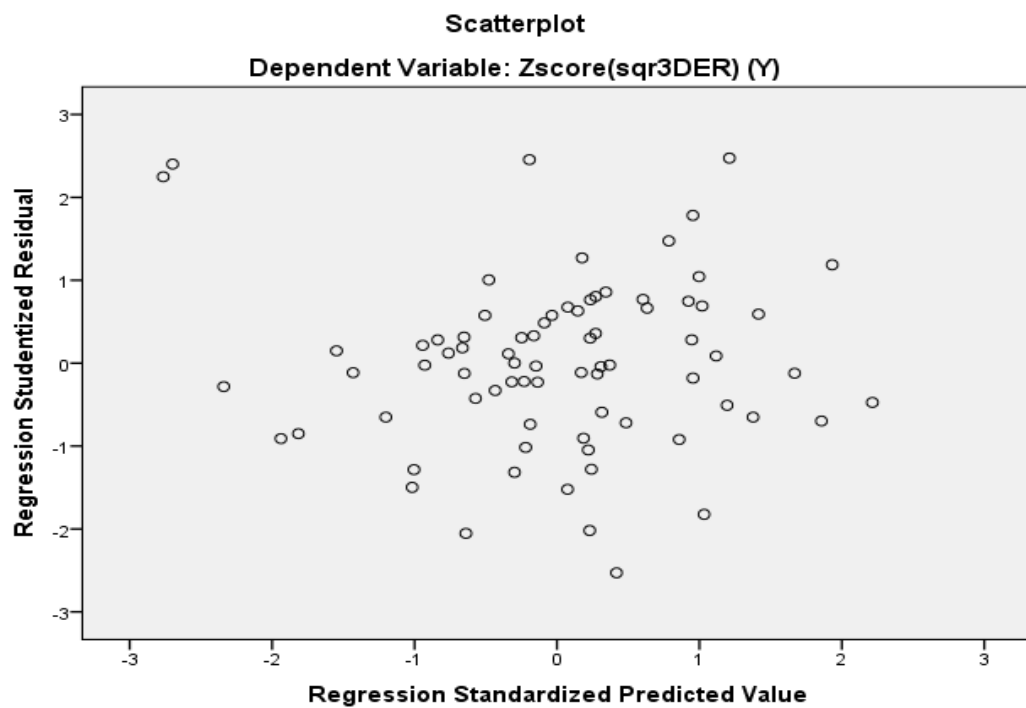
e. Based on 10000 sampled tables with starting seed 2000000.

2) Hasil Uji Multikolinieritas

Model		Collinearity Statistics	
		Tolerance	VIF
1	(Constant)		
	Zscore(sqrBO) (X1)	,666	1,500
	Zscore(sqr2PROFITABILITY) (X2)	,775	1,290
	Zscore(sqrSIZE) (X3)	,478	2,093
	Zscore(sqr3LIQUIDITY) (X4)	,806	1,241
	Zscore(sqr4FCF) (X5)	,623	1,606
	Zscore(sqr4SALES) (X6)		
		,911	1,098

- a. Dependent Variable: Zscore(sqr3DER) (Y)
 Sumber: data skunder yang diolah, 2018

3) Hasil Uji Heteroskedatisitas



4) Hasil Uji Autokorelasi

Model Summary^b

Model	R	R Square	Adjusted R Square	Std. Error of the Estimate	Durbin-Watson
1	,791 ^a	,626	,593	,43279388	2,057

- a. Predictors: (Constant), Zscore(sqr4SALES) (X6), Zscore(sqr3LIQUIDITY) (X4), Zscore(sqrSIZE) (X3), Zscore(sqr2PROFITABILITY) (X2), Zscore(sqrBO) (X1), Zscore(sqr4FCF) (X5)
- b. Dependent Variable: Zscore(sqr3DER) (Y)

Lampiran 4 Hasil Uji Regresi Linier Berganda

Coefficients^a

Model		Unstandardized Coefficients		Standardized Coefficients	T	Sig.
		B	Std. Error	Beta		
1	(Constant)	-,495	,067		-7,412	,000
	Zscore(sqrBO) (X1)	-,133	,074	-,161	-1,788	,078
	Zscore(sqr2PROFITABILITY) (X2)	-,302	,100	-,253	-3,024	,004
	Zscore(sqrSIZE) (X3)	,192	,074	,277	2,604	,011
	Zscore(sqr3LIQUIDITY) (X4)	-1,350	,192	-,578	-7,040	,000
	Zscore(sqr4FCF) (X5)	-,092	,069	-,126	-1,345	,183
	Zscore(sqr4SALES) (X6)	,158	,050	,242	3,136	,003

a. Dependent Variable: Zscore(sqr3DER) (Y)

1) Hasil Uji Kelayakan Model

a. Hasil Uji F

ANOVA^a

Model		Sum of Squares	Df	Mean Square	F	Sig.
1	Regression	21,598	6	3,600	19,217	,000 ^b
	Residual	12,924	69	,187		
	Total	34,522	75			

a. Dependent Variable: Zscore(sqr3DER) (Y)

b. Predictors: (Constant), Zscore(sqr4SALES) (X6), Zscore(sqr3LIQUIDITY) (X4), Zscore(sqrSIZE) (X3), Zscore(sqr2PROFITABILITY) (X2), Zscore(sqrBO) (X1), Zscore(sqr4FCF) (X5)

b. Hasil Pengujian Koefisien Determinasi

Model Summary^b

Model	R	R Square	Adjusted R Square	Std. Error of the Estimate	Durbin-Watson
1	,791 ^a	,626	,593	,43279388	2,057

- c. Predictors: (Constant), Zscore(sqr4SALES) (X6), Zscore(sqr3LIQUIDITY) (X4), Zscore(sqrSIZE) (X3), Zscore(sqr2PROFITABILITY) (X2), Zscore(sqrBO) (X1), Zscore(sqr4FCF) (X5)
- d. Dependent Variable: Zscore(sqr3DER) (Y)

2) Hasil Uji Hipotesis

a. Hasil uji t

Coefficients^a

Model		Unstandardized Coefficients		Standardized Coefficients	t	Sig.
		B	Std. Error	Beta		
1	(Constant)	-,495	,067		-7,412	,000
	Zscore(sqrBO) (X1)	-,133	,074	-,161	-1,788	,078
	Zscore(sqr2PROFITABILITY) (X2)	-,302	,100	-,253	-3,024	,004
	Zscore(sqrSIZE) (X3)	,192	,074	,277	2,604	,011
	Zscore(sqr3LIQUIDITY) (X4)	-1,350	,192	-,578	-7,040	,000
	Zscore(sqr4FCF) (X5)	-,092	,069	-,126	-1,345	,183
	Zscore(sqr4SALES) (X6)	,158	,050	,242	3,136	,003

- a. Dependent Variable: Zscore(sqr3DER) (Y)