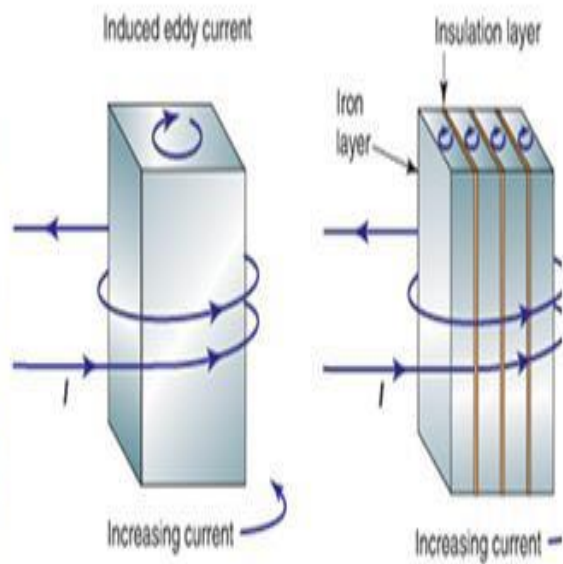




LAMPIRAN

Lampiran 1. Foto Inti Besi Transformator



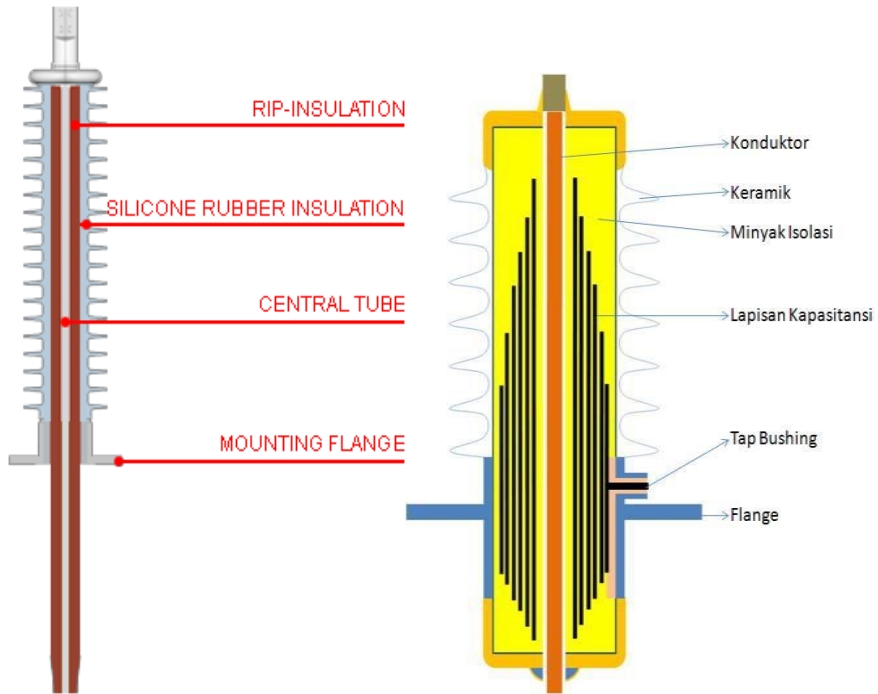
Lampiran 2. Foto Belitan Transformator



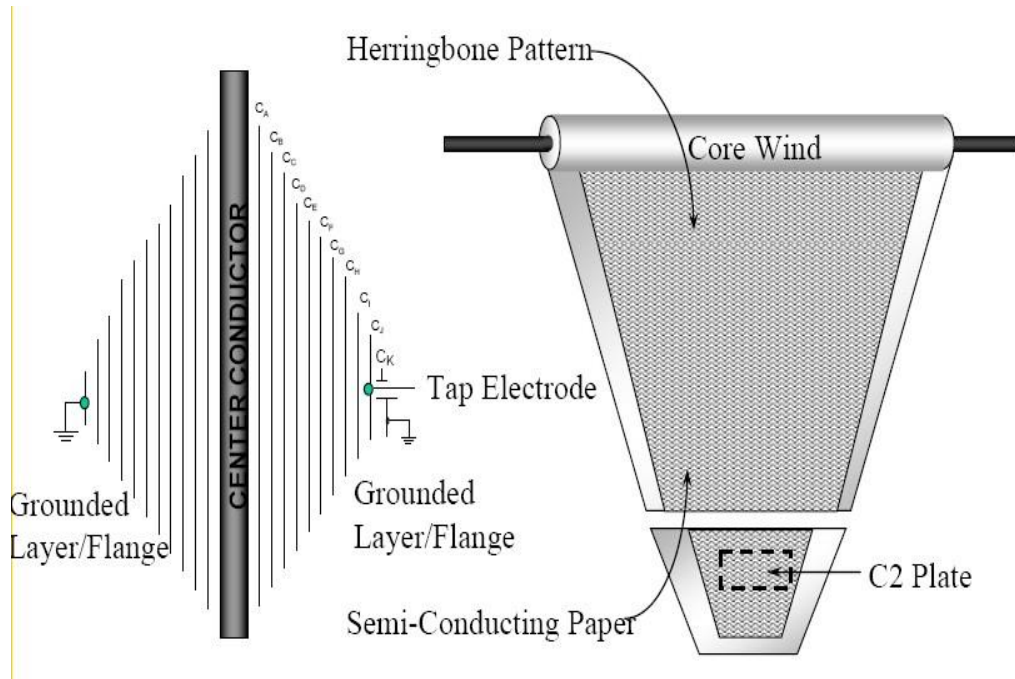
Lampiran 3. Bushing Transformator Daya




Lampiran 4. Gambar Bagian-bagian dari bushing



Lampiran 5. Gambar Kertas Isolasi pada bushing



Lampiran 6. Foto Konduktor bushing dilapisi kertas isolasi



Lampiran 7. Indikator Level minyak bushing



Lampiran 8. Gasket/seal antara flage bushing dengan body trafo



Lampiran 9. Tap Pengujian



Lampiran 10. Foto Radiator Transformator



Lampiran 11. Konservator



Lampiran 12. Silica Gel



Lampiran 13. Dehydrating Breater




Lampiran 14. Minyak Isolasi Trafo



Lampiran 15. Contoh Gambar Tembaga yang dilapisi kertas Isolasi



Lampiran 16. Gambar OLCT pada Transformator



Lampiran 17. Gambar Kontak Switching pada diverter switch



a.



b.

- a. media pemadam arcing menggunakan minyak,
- b. media pemadam Arcing menggunakan kondisi (vaccum)